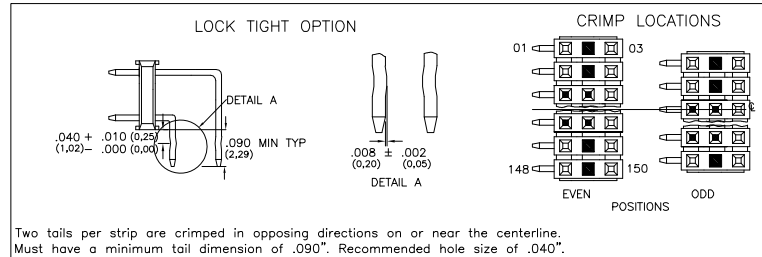
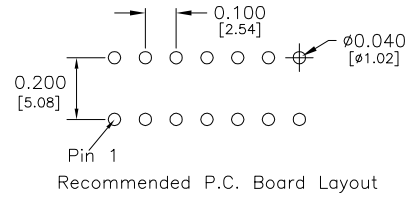
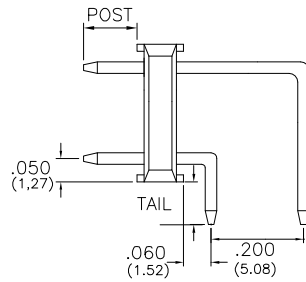
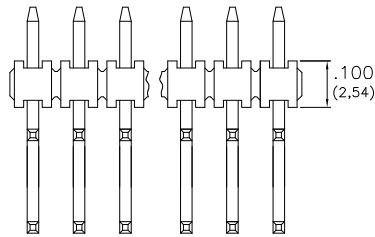
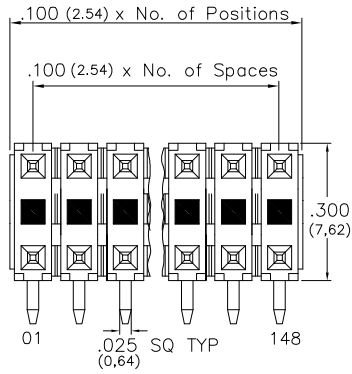


Major League Electronics .100 cl Low Profile Terminal Strip Header - Custom Right Angle



Two tails per strip are crimped in opposing directions on or near the centerline. Must have a minimum tail dimension of .090". Recommended hole size of .040".

Length (L) - Post Height (P) - .190 (4.83) = Tail Length (T)

Tails may be clipped to achieve desired pin length

Ordering Information

LTSHCR-1 [] - J - [] - [] - [] - [] - [] - X - LF

Pins Per Row
01 - 50

Row Specification
J = Jump Middle Row

Lead Free

Every Other Pin Filled (.200 Centers)
Leave blank if not needed
E = Filled

Polarized Position
Leave blank if not needed
If required, specify empty pin position, e.g. 012 for Pin 12

Lock Tight "LT" (Optional)
Leave blank if not needed
LT = With

Max Post		Pin Option		
	Length			
.150	3.81mm	.430	10.92mm	06
.250	6.36mm	.530	13.46mm	14
.350	8.89mm	.630	16.00mm	16
.450	11.43mm	.730	18.54mm	20
.550	13.97mm	.830	21.08mm	22
.650	16.51mm	.930	23.62mm	24
.750	19.05mm	1.030	26.16mm	26
.850	21.59mm	1.130	28.70mm	28
.950	24.13mm	1.230	31.24mm	30

Desired Post Height
Please specify
e.g. .100 (2.54) = 100

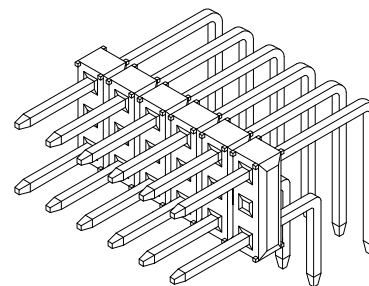
Plating Options	
G	- 10μ Gold on Contact area/Flash on Tail
T	- Matte Tin all Over
GT	- 10μ Gold on Contact Area / Matte Tin on Tail
H	- 30μ Gold on Contact Area / Matte Tin on Tail
F	- Gold Flash Over Entire Pin

Specifications

Current Rating: 3.0 Ampere
Insulation Resistance: 1000MΩ Min.
Dielectric Withstanding: 600V AC
Contact Resistance: 20 mΩ Max.
Operating Temperature: -40°C to + 105°C
Max. Process Temperature:
Peak: 260°C up to 20 secs.
Process: 230°C up to 60 secs.
Wave: 260°C up to 6 secs.
Manual Solder: 350°C up to 5 secs.

Materials

Contact Material: Phosphor Bronze
Insulator Material: Nylon 6T
Plating: Au or Sn over 50μ" (1.27) Ni



Mates with:

BCSS,
BSSH,
BSSHC,
BSSQ,
BSSQC,
BSSQM,
LBCSS,
LSMBC,
LSWSS,
SMBC,
SSHQ,
SSHQR,
SSHR,
SSHS,
SSHSM

Products cut to specific sizes are uncancellable/nonreturnable

Parts are subject to change without notice

LTSHCR-1-J SERIES

.100 cl Jump Middle Row - Right Angle
Low Profile Terminal Strip Header - Custom

16 JAN 07

Scale
NTS

UNLESS OTHERWISE SPECIFIED
DIMENSIONS IN INCHES (MM)
TOLERANCES ARE:

ONE PLACE DECIMALS ±.100
TWO PLACE DECIMALS ±.010
THREE PLACE DECIMALS ±.005
FOUR PLACE DECIMALS ±.0020
ANGLES
±.5°



4235 Earnings Way, New Albany, Indiana, 47150, USA
1-800-782-3486 (USA/Canada/Mexico)
Tel: 812-944-7244
Fax: 812-944-7268
E-mail: mle@mlelectronics.com
Web: www.mlelectronics.com

Edition
1

Sheet
1/1