

Customer Information Sheet

DRAWING No.: M20-876XXXX

SHEET 2 OF 2

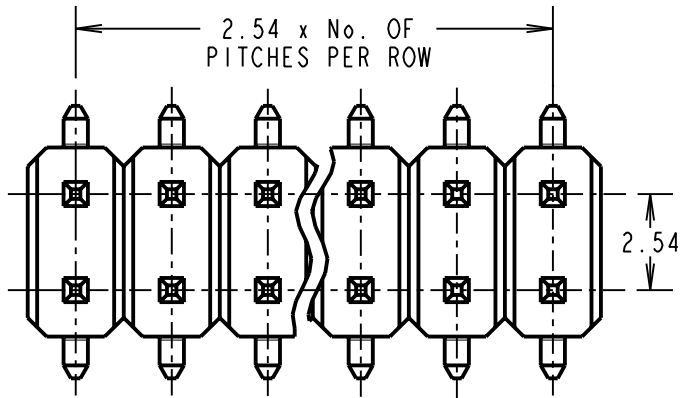
IF IN DOUBT - ASK

©

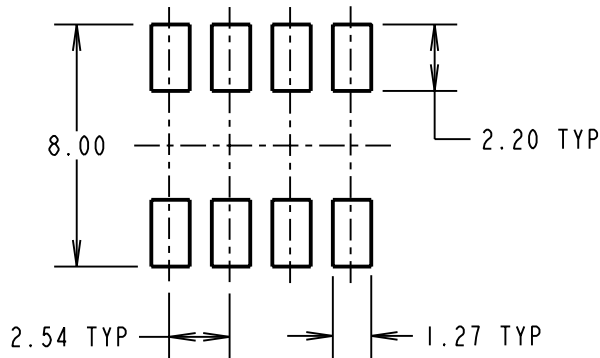
NOT TO SCALE

THIRD ANGLE PROJECTION

ALL DIMENSIONS IN mm



RECOMMENDED PAD LAYOUT



SPECIFICATION:

MATERIAL:

MOULDING = NYLON 6T UL94V-0, BLACK

CONTACT = BRASS

FINISH:

42 = SELECTIVE GOLD ON CONTACT AREA, 100% TIN ON TAILS

46 = 100% TIN

ELECTRICAL:

CURRENT RATING = 3A MAX

CONTACT RESISTANCE = 30 mΩ MAX (TIN), 25 mΩ MAX (GOLD)

INSULATION RESISTANCE = 1,000 MΩ MIN

DIELECTRIC STRENGTH = 750V AC/DC

MECHANICAL:

DURABILITY = 50 OPERATIONS (TIN), 300 OPERATIONS (GOLD)

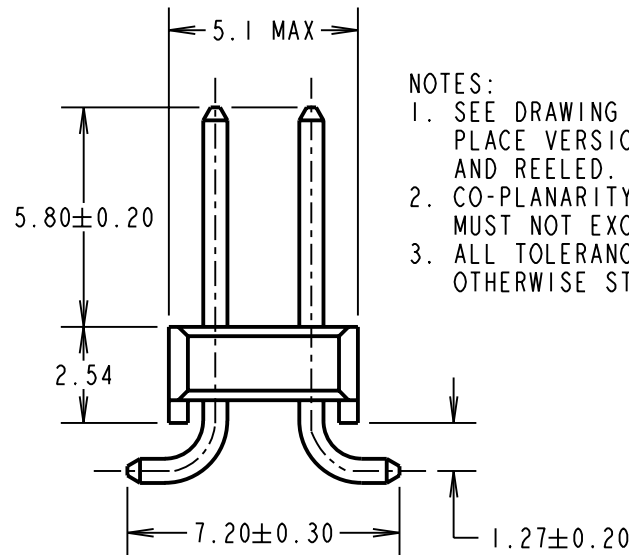
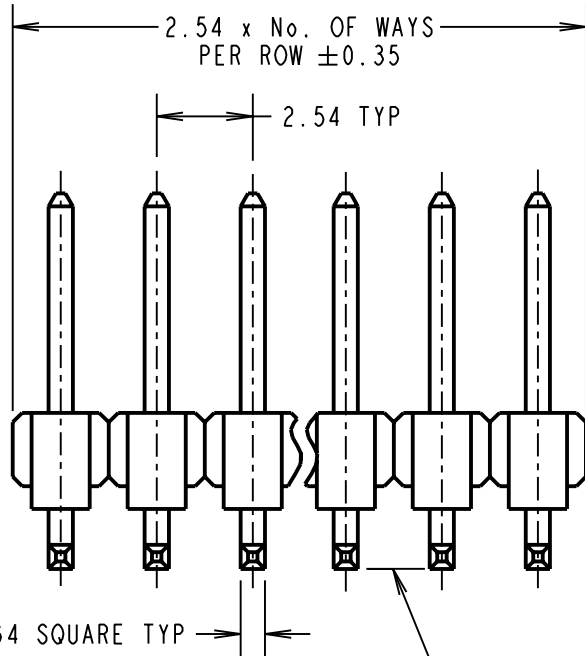
ENVIRONMENTAL:

TEMPERATURE RANGE = -40°C TO +105°C

PACKING:

BAG

FOR COMPLETE SPECIFICATION, SEE COMPONENT SPECIFICATION CO01XX (LATEST ISSUE)



NOTES:

- SEE DRAWING M20-876XXXXP FOR PICK & PLACE VERSION, M20-876XXXXR FOR TAPE AND REELED.
- CO-PLANARITY: FLATNESS OF SMT TAILS MUST NOT EXCEED VALUES GIVEN IN TABLE.
- ALL TOLERANCES ARE ±0.15 UNLESS OTHERWISE STATED.

No OF CONTACTS	COPLANARITY TOLERANCE
2x02 TO 2x12	0.10mm MAX
2x13 TO 2x20	0.15mm MAX
2x21 TO 2x36	0.20mm MAX

ORDER CODE:

M20-876XXXX

No. OF WAYS: _____
02 TO 36

FINISH: _____
42 = SELECTIVE GOLD + 100% TIN
46 = 100% TIN

CP	20	06.08.09	10430
NAME	ISS.	DATE	C/NOTE
APPROVED: C.PENROSE			
CHECKED: R.ADDE			
DRAWN: P. D. COLLINS			
CUSTOMER REF.:			
ASSEMBLY DRG:			

HARWIN

HARWIN USA
TEL: 603 893 5376
FAX: 603 893 5396
mis@harwin.com

HARWIN Europe (UK)
TEL: 023 9231 4545
FAX: 023 9231 4590
mis@harwin.co.uk

HARWIN Asia
TEL: +65 6 779 4909
FAX: +65 6 779 3868
mis@harwin.com.sg

THIS DRAWING AND ANY INFORMATION OR DESCRIPTIVE MATTER SET OUT HEREON ARE CONFIDENTIAL AND COPYRIGHT PROPERTY OF THE HARWIN GROUP AND MUST NOT BE DISCLOSED, LOANED, COPIED OR USED FOR MANUFACTURING, TENDERING OR FOR ANY OTHER PURPOSE WITHOUT THEIR WRITTEN PERMISSION.

TOLERANCES
~~X. = ±1mm~~
~~X.X = ±0.25mm~~
~~X.XX = ±0.10mm~~
~~X.XXX = ±0.01mm~~
ANGLES = ±5°
UNLESS STATED

MATERIAL: SEE ABOVE
FINISH: SEE ABOVE
S/AREA: mm²

TITLE: 2.54mm PITCH DIL SMT PIN HEADER ASSEMBLY

DRAWING NUMBER: **M20-876XXXX**
SHT 2 OF 2