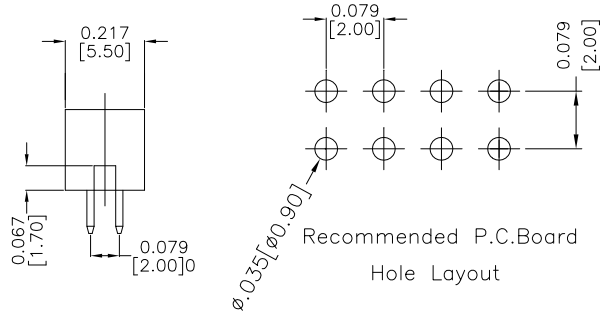
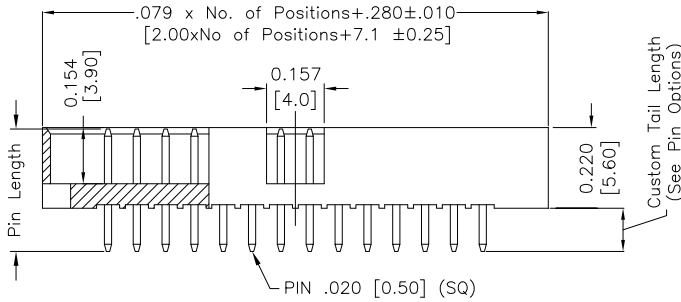
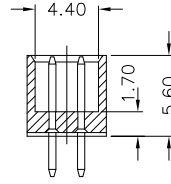
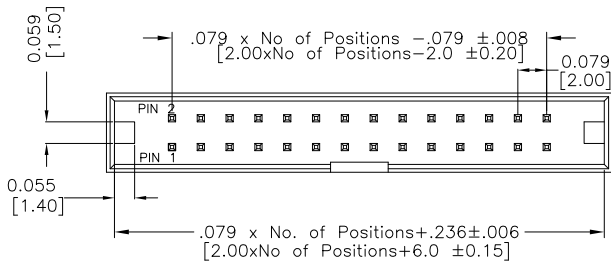


Major League Electronics .079" cl Shrouded Terminal Strip Header



Tails may be clipped to achieve desired pin length

Ordering Information

SHTSHC-2 [X] - D - [X] - [X] - [X] - [X] - [X] - [X] - LF

Pins Per Row
03 - 25

Double

Lead Free

Every Other Pin Filled (.158 centres)
 E = Filled
 Leave blank if not needed

Polarized Position
 001 - 050
 Leave blank if not needed

Lock Tight "LT" (Optional)
 LT = With
 Leave blank if not needed

Two tails per strip are crimped in opposing directions on or near the centerline. Must have a minimum dimension of .050". Recommended hole size of .040".

Tail (T) = Length (L) - (5.60) .220
 Tails may be clipped

Select nearest Pin Option greater than specified 'Desired Tail Length'

Pin Option		
Max. Tail Length	Pin Length	
(2.62) .103	(8.20) .323	03
(3.00) .118	(8.59) .338	04
(4.50) .177	(10.08) .397	06
(5.99) .236	(11.58) .456	07
(8.00) .315	(13.59) .535	08
(8.51) .335	(14.10) .555	09
(9.02) .355	(14.61) .575	10
(9.50) .374	(15.09) .594	12
(10.01) .394	(15.60) .614	14
(11.51) .453	(17.09) .673	15
(12.52) .493	(18.11) .713	16
(13.03) .513	(18.62) .733	17
(13.51) .532	(19.10) .752	18
(15.49) .610	(21.08) .830	22
(16.54) .651	(22.12) .871	24

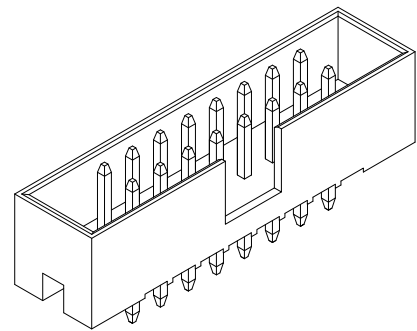
04 = standard option

Desired Tail length
 Please specify
 e.g. .100 (2.54) = 100

Plating Options

- 10µ Gold on Contact area/Flash on Tail	G
- 10µ Gold on Contact Area/Matte Tin on Tail	GT
- 30µ Gold on Contact Area/Matte Tin on Tail	H
- Matte Tin all Over	T
- Gold Flash Over Entire Pin	F

Mates with:
IDS-2



Insulator	Polyester UL 94V-0 Nylon-6T	Current Rating	1 Amp
Contact	Copper Alloy	Dielectric Withstanding	500V AC/DC
Insulation Resistance	1000 MOHMS min.	Operating Temperature	-40°C to +105°C
Contact Resistance	20 mOHMSmin.		

Products cut to specific sizes are uncancellable/nonreturnable

Parts are subject to change without notice

UNLESS OTHERWISE SPECIFIED
DIMENSIONS IN INCHES (MM)

TOLERANCES ARE:
 ONE PLACE DECIMALS ±0.38
 TWO PLACE DECIMALS ±0.25
 THREE PLACE DECIMALS ±0.13

ANGLES
 NO DECIMALS ±5'
 ONE PLACE DECIMALS ±2'
 TWO PLACE DECIMALS ±1'
 THREE PLACE DECIMALS ±0.5'

SHTSHC-2 SERIES

.079" cl Shrouded Terminal Strip Header
Custom

23 APR 07

Scale
NTS



4235 Earnings Way, New Albany, Indiana, 47150, USA

1-800-782-3486 (USA/Canada/Mexico)

Tel: 812-944-7244

Fax: 812-944-7268

E-mail: mle@mlelectronics.com

Web: www.mlelectronics.com

Revision
B

Sheet
1/2

Revisions

Revision B - (30th April 2010)

Amendment to Current Rating from 2 to 1 Amp

UNLESS OTHERWISE SPECIFIED
DIMENSIONS IN INCHES (MM)

TOLERANCES ARE:
ONE PLACE DECIMALS ±0.38
TWO PLACE DECIMALS ±0.25
THREE PLACE DECIMALS ±0.13

ANGLES
NO DECIMALS ±5°
ONE PLACE DECIMALS ±2°
TWO PLACE DECIMALS ±1°
THREE PLACE DECIMALS ±0.5°

SHTSHC-2 SERIES

.079" cl Shrouded Terminal Strip Header
Custom

23 APR 07

Scale
NTS



4235 Earnings Way, New Albany, Indiana, 47150, USA
1-800-782-3486 (USA/Canada/Mexico)
Tel: 812-944-7244
Fax: 812-944-7268
E-mail: mle@mlelectronics.com
Web: www.mlelectronics.com

Revision
B

Sheet
2/2