





Neutral disconnect terminals

WNT 2.5

WNT 4

WNT 6

WNT 10



Max. technical data

Dimensions / approvals

Width/length/height (mm) with TS 35 x 7.5

Insulation stripping length/clamping screw/screwdriver blade

VDE rated data 0611 Part 5

Rated voltage/current/cross-section

Rated voltage/impulse voltage/pollution severity

Further technical data

Tightening torque range clamping screw / N disconnecter Nm

Torque setting with DMS 2 electric screwdriver

Clampable conductors

Solid H07V-U mm²

Stranded H07V-R mm²

Flexible H07V-K mm²

Flexible H07V-K and ferrule acc. to DIN 46 228/1 mm²

Flexible H07V-K and ferrules with plastic insul. collar mm²

Max. clamping range in mm²/Gauge pin acc. to 60 947-7-1 Size

Cont. current of cross-connect. 2-pole A

Cont. current of cross-connect. multi-pole A

UL/CSA rated data

Voltage/current/conductor size UL

Voltage/current/conductor size CSA

Ordering data Version

For busbar 10 x 3 Blue Wemid

For busbar 10 x 3 as PA disconnecter Dark beige Wemid (VDE 0107)

32 A/4 mm²

5/60/47

10 mm/M 2.5/3.5 x 0.6

400 V/24 A/2.5 mm²

400 V/6 kV/3

0.4...0.6 / 0.4...0.6

1

0.5...4

1.5...4

0.5...4

0.5...2.5

0.5...(2.5)

0.13...4

A 3

600 V/25 A/22...12 AWG

600 V/20 A/26...12 AWG

Type Cat. No. Qty.

WNT 2.5 1010680000 100

WNT 2.5 1010600000 100

41 A/6 mm²

6/60/47

10 mm/M 3/3.5 x 0.6

400 V/32 A/4 mm²

400 V/6 kV/3

0.5...1.0 / 0.4...0.8

2

0.5...6

1.5...6

0.5...6

0.5...4

0.5...4

0.13...6

A 4

600 V/35 A/22...10 AWG

600 V/35 A/26...10 AWG

Type Cat. No. Qty.

WNT 4 1010780000 100

WNT 4 1010700000 100

57 A/10 mm²

8/60/47

12 mm/M 3.5/4.0 x 0.8

400 V/41 A/6 mm²

400 V/6 kV/3

0.8...1.2 / 0.8...1.6

3

0.5...10

1.5...10

0.5...10

0.5...6

0.5...6

0.5...10

A 5

600 V/45 A/20...8 AWG

600 V/45 A/20...8 AWG

Type Cat. No. Qty.

WNT 6 1010880000 50

WNT 6 1010800000 50

76A/16 mm²

10/60/47

12 mm/M 4/5.5 x 1.0

400 V/57 A/10 mm²

400 V/6 kV/3

1.2...2.0 / 0.8...1.6

4

1.5...16

1.5...16 (16 mm² w. 2.4 Nm)

1.5...16

1.5...16

1.5...16

1.31...16

B 6

600 V/60 A/16...8 AWG

600 V/65 A/16...6 AWG

Type Cat. No. Qty.

WNT 10 1010980000 50

WNT 10 1010900000 50

End plate



Thickness 1.5 mm Blue Wemid

Dark beige Wemid

WAP 2.5-10 1050080000 50

WAP 2.5-10 1050000000 50

WAP 2.5-10 1050080000 50

WAP 2.5-10 1050000000 50

WAP 2.5-10 1050080000 50

WAP 2.5-10 1050000000 50

WAP 2.5-10 1050080000 50

WAP 2.5-10 1050000000 50

Support plate



for SSch 10 x 3 Blue Wemid

Dark beige Wemid

Thickness 1.5 mm

Distance WHP-WHP max. 200mm

WHP 2.5-10 1050280000 20

WHP 2.5-10 1050200000 20

WHP 2.5-10 1050280000 20

WHP 2.5-10 1050200000 20

WHP 2.5-10 1050280000 20

WHP 2.5-10 1050200000 20

WHP 2.5-10 1050280000 20

WHP 2.5-10 1050200000 20

Busbar 10 x 3

Distance f. upper edge busbar to upper edge of TS 35 = 25.5 mm



Cu 140 A

SSch 10 x 3 Cu

0348900000 1 m

SSch 10 x 3 Cu

0348900000 1 m

SSch 10 x 3 Cu

0348900000 1 m

SSch 10 x 3 Cu

0348900000 1 m

Clamping yoke



Supply for SSch 10 x

16...50 mm² stranded

16...35 mm² flexible

Gauge pin B9

ZB 35 K

ZB 35

ZB 35 K 0502680000 20

ZB 35 0266500000 20

ZB 35 K 0502680000 20

ZB 35 0266500000 20

ZB 35 K 0502680000 20

ZB 35 0266500000 20

ZB 35 K 0502680000 20

ZB 35 0266500000 20

Test plug



PS 2.3 0180400000 20

PS 2.3 0180400000 20

PS 2.3 0180400000 20

PS 2.3 0180400000 20

End bracket

WEW 35 / 2 1061200000 50

WEW 35 / 2 1061200000 50

WEW 35 / 2 1061200000 50

WEW 35 / 2 1061200000 50

Bridge on the external side

Cross-section of connection is reduced by one level

Marking tags



DEK Standard

WS White neutral

WS indiv. printed

DEK 5 see "Accessories"

WS 12/5 1609860000 720

WS 12/5 1773380000 300

DEK 6 see "Accessories"

WS 12/6 1609900000 600

WS 12/6 1609910000 120

DEK 8 see "Accessories"

WS 12/6.5 1609920000 540

WS 12/6.5 1609930000 108

DEK 8 see "Accessories"

WS 12/6.5 1609920000 540

WS 12/6.5 1609930000 108

Mounting rails, end brackets, further marking materials see "Accessories"

) Ferrules with opt. diameter for terminals with pitch of 5mm: Cat. No. 1333100000

Neutral disconnect terminals

WNT 16N



WNT 35N



WNT 70N



Max. technical data

Dimensions / approvals

Width/length/height (mm) with TS 35 x 7.5

Insulation stripping length/clamping screw/screwdriver blade

VDE rated data 0611 Part 5

Rated voltage/current/cross-section

Rated voltage/impulse voltage/pollution severity

Further technical data

Tightening torque range clamping screw / N disconnect Nm

Torque setting with DMS 2 electric screwdriver

Clampable conductors

Solid H07V-U mm²

Stranded H07V-R mm²

Flexible H07V-K mm²

Flexible H07V-K and ferrule acc. to DIN 46 228/1 mm²

Flexible H07V-K and ferrules with plastic insul. collar mm²

Max. clamping range in mm²/Gauge pin acc. to 60 947-7-1 Size

UL/CSA rated data

Voltage/current/conductor size UL

Voltage/current/conductor size CSA

Ordering data

For busbar 10 x 3 Version Blue Wemid

Support plate

for SSch 10 x 3 Blue Wemid
Dark beige Wemid



Thickness 1.5 mm
Distance WHP-WHP max. 200mm

Busbar 10 x 3

Cu 140 A

Distance f. upper edge busbar to upper edge of TS 35 = 25.5 mm

Clamping yoke

Supply for SSch 10 x 16...50 mm² stranded



ZB 35 K

ZB 35

Test plug



End bracket

Bridge on the external side

Cross-section of connection is reduced by one level

Marking tags

DEK	WS	Print
DEK	Standard	Standard
WS White	neutral	
WS	indiv. printed	

DEK

WS

Type	Cat. No.	Qty.
WNT 16N	1019000000	50
WHP 2.5-10	1050280000	20
WHP 2.5-10	1050200000	20
SSch 10 x 3 Cu	0348900000	1 m
ZB 35 K	0502680000	20
ZB 35	0266500000	20
PS 2.3	0180400000	20
WEW 35 / 2	1061200000	50
WQB-PEN16N	1079600000	10
DEK 5	see "Accessories"	
WS 12/6.5	1609920000	540
WS 12/6.5	1609930000	108

Type	Cat. No.	Qty.
WNT 35N	1718550000	20
WHP 2.5-10	1050280000	20
WHP 2.5-10	1050200000	20
SSch 10 x 3 Cu	0348900000	1 m
ZB 35 K	0502680000	20
ZB 35	0266500000	20
PS 2.3	0180400000	20
WEW 35 / 2	1061200000	50
WQB-PEN35N	1079500000	10
DEK 5	see "Accessories"	
WS 12/6.5	1609920000	540
WS 12/6.5	1609930000	108

Type	Cat. No.	Qty.
WNT 70N	9512210000	10
WHP 2.5-10	1050280000	20
WHP 2.5-10	1050200000	20
SSch 10 x 3 Cu	0348900000	1 m
ZB 35 K	0502680000	20
ZB 35	0266500000	20
PS 4	0299600000	20
WEW 35 / 2	1061200000	50
WQB-PEN70N	1079700000	10
DEK 5	see "Accessories"	
WS 12/6.5	1609920000	540
WS 12/6.5	1609930000	108

Mounting rails, end brackets, further marking materials see "Accessories"

TN-S-Circuit

