

Silicon Fast Recovery Diode

$V_{RRM} = 50\text{ V} - 400\text{ V}$

$I_F = 6\text{ A}$

Features

- High Surge Capability
- Types up to 400 V V_{RRM}

DO-4 Package

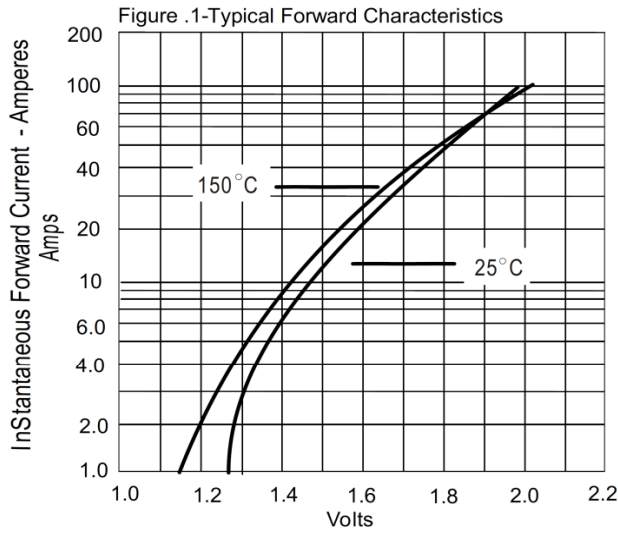


Maximum ratings, at $T_j = 25\text{ °C}$, unless otherwise specified ("R" devices have leads reversed)

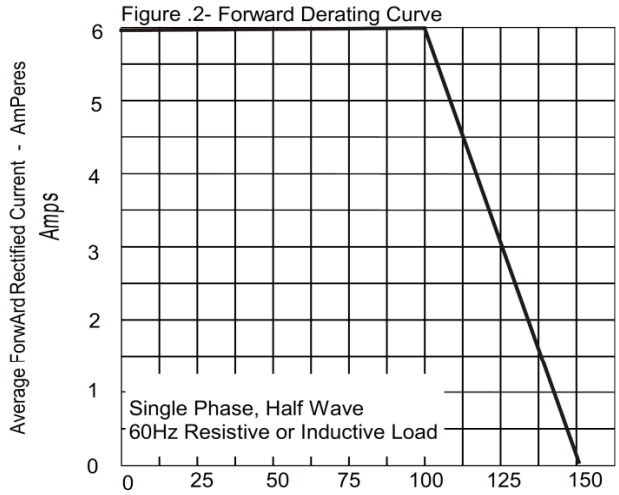
Parameter	Symbol	Conditions	1N3879 (R)	1N3880 (R)	1N3881 (R)	1N3882 (R)	1N3883 (R)	Unit
Repetitive peak reverse voltage	V_{RRM}		50	100	200	300	400	V
RMS reverse voltage	V_{RMS}		35	70	140	210	280	V
DC blocking voltage	V_{DC}		50	100	200	300	400	V
Continuous forward current	I_F	$T_C \leq 100\text{ °C}$	6	6	6	6	6	A
Surge non-repetitive forward current, Half Sine Wave	$I_{F,SM}$	$T_C = 25\text{ °C}$, $t_p = 8.3\text{ ms}$	90	90	90	90	90	A
Operating temperature	T_j		-65 to 150	-65 to 150	-65 to 150	-65 to 150	-65 to 150	°C
Storage temperature	T_{stg}		-65 to 175	-65 to 175	-65 to 175	-65 to 175	-65 to 175	°C

Electrical characteristics, at $T_j = 25\text{ °C}$, unless otherwise specified

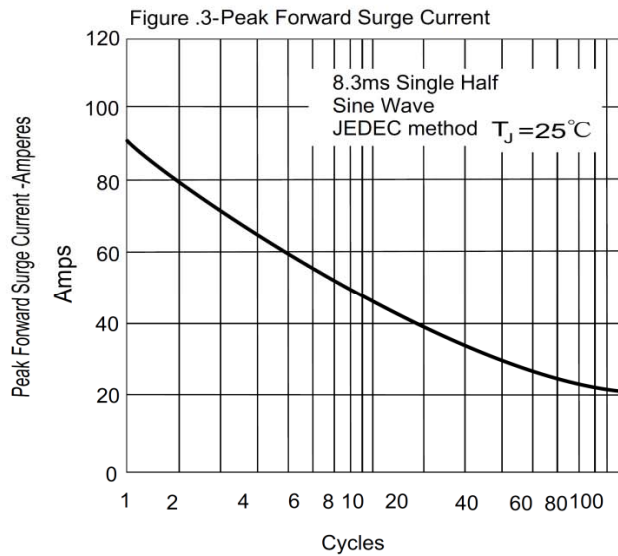
Parameter	Symbol	Conditions	1N3879 (R)	1N3880 (R)	1N3881 (R)	1N3882 (R)	1N3883 (R)	Unit
Diode forward voltage	V_F	$I_F = 6\text{ A}$, $T_j = 25\text{ °C}$	1.4	1.4	1.4	1.4	1.4	V
Reverse current	I_R	$V_R = 50\text{ V}$, $T_j = 25\text{ °C}$	15	15	15	15	15	μA
		$V_R = 50\text{ V}$, $T_j = 150\text{ °C}$	3	3	3	3	3	mA
Recovery Time								
Maximum reverse recovery time	T_{RR}	$I_F = 0.5\text{ A}$, $I_R = 1.0\text{ A}$, $I_{RR} = 0.25\text{ A}$	200	200	200	200	200	nS
Thermal characteristics								
Thermal resistance, junction - case	R_{thJC}		2.5	2.5	2.5	2.5	2.5	°C/W



Instantaneous Forward Voltage - Volts



Case Temperature - °C



Number Of Cycles At 60Hz - Cycles

