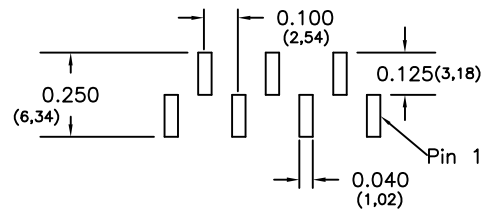
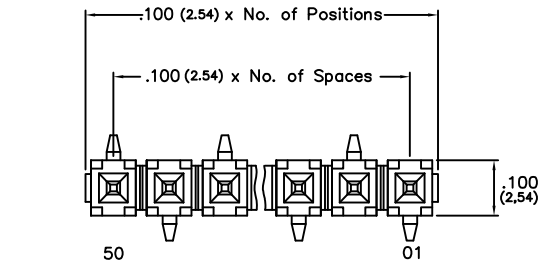
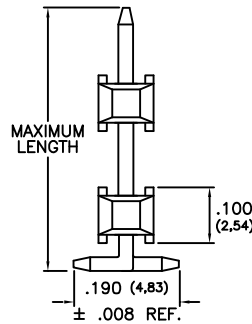
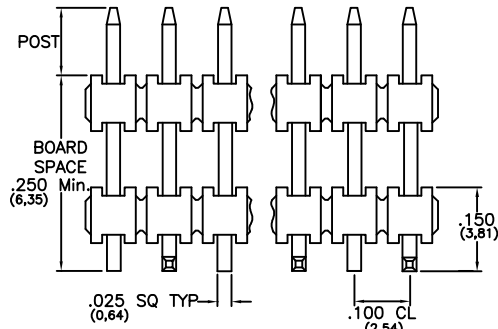


Major League Electronics .100 cl Board Stacker Terminal Strips - Surface Mount



Recommended P.C. Board Layout



Length (L) - Board Space (B) = Post Height (P)

Tails may be clipped to achieve desired pin length

Ordering Information



Pins Per Row

01 - 50

Row Specification

S = Single Row

Desired Post Height

Please specify
e.g. .200 (5.08) = 200

Lead Free

Packing Information

TR-P = Tape and Reel with Plastic Pick and Place pad

TB-P = Tube with Plastic Pick and Place pad

TB-0 = Tube without Pick and Place Pad

If left blank, packaging at MLE's discretion

Pad may be metal, mylar or plastic

Footprint

S = Pin 1 left

Polarized Position

Leave blank if not needed

If required, specify empty pin position, e.g. 012 for Pin 12

Desired Board Space

Please specify

e.g. .200 (5.08) = 200

.250 (6.35) Minimum

Select nearest Pin Option greater than the sum of 'Desired Post Height' + 'Board Space'

Pin Options		
Max. Pin Length		
.380	9.65mm	06
.395	10.03mm	08
.406	10.31mm	10
.430	10.92mm	11
.480	12.19mm	14
.580	14.73mm	16
.680	17.27mm	20
.780	19.81mm	22
.880	22.35mm	24
.980	24.89mm	26
1.080	27.43mm	28
1.180	29.97mm	30
1.280	32.51mm	32
1.380	35.05mm	34
1.480	37.59mm	36

Plating Options

H	30µ Gold on Contact Area / Matte Tin on Tail
T	Matte Tin all Over
GT	10µ Gold on Contact Area / Matte Tin on Tail
G	10µ Gold on Contact Area / Flash on Tail
F	Gold Flash over Entire Pin

Specifications

Current Rating: 3.0 Ampere

Insulation Resistance: 1000MΩ Min.

Dielectric Withstanding: 600V AC

Contact Resistance: 20 mΩ Max.

Operating Temperature: -40°C to + 105°C

Max. Process Temperature:

Peak: 260°C up to 20 secs.

Process: 230°C up to 60 secs.

Wave: 260°C up to 6 secs.

Reflow: 260°C up to 10 secs.

Manual Solder: 350°C up to 5 secs.

Materials

Contact Material: Phosphor Bronze

Insulator Material: Nylon 6T

Plating: Au or Sn over 50µ" (1.27) Ni

Products cut to specific sizes are uncancellable/nonreturnable

Parts are subject to change without notice

BSTCM-1-SS SERIES

.100 cl Single Row - Vertical
Board Stacker Terminal Strip - Surface Mount

29 JAN 07

Scale
NTS

UNLESS OTHERWISE SPECIFIED
DIMENSIONS IN INCHES (MM)
TOLERANCES ARE:

ONE PLACE DECIMALS ±.100

TWO PLACE DECIMALS ±.010

THREE PLACE DECIMALS ±.005

FOUR PLACE DECIMALS ±.0020

ANGLES
±.5°



4235 Earnings Way, New Albany, Indiana, 47150, USA

1-800-782-3486 (USA/Canada/Mexico)

Tel: 812-944-7244

Fax: 812-944-7268

E-mail: mle@mlelectronics.com

Web: www.mlelectronics.com

Edition
1

Sheet
1/1

Mates with:

BCSS,
BSSH,
BSSHC,
BSSQ,
BSSQC,
BSSQM,
LBCSS,
LSMBC,
LSWSS,
SMBC,
SSHQ,
SSHQR,
SSHR,
SSHS,
SSHSM

