

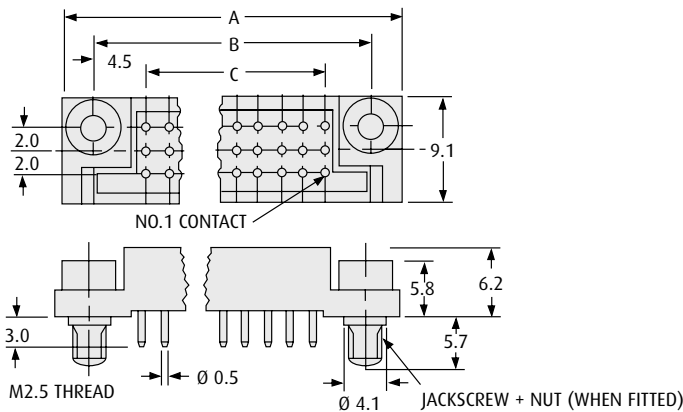


Datamate

Power/Signal Connectors – Male PC Tail

- ❑ Fully shrouded contacts, standard and 10A power.
- ❑ Polarised mouldings.
- ❑ Jackscrews are assembled where specified.
- ❑ Other options available, contact datamate@harwin.com

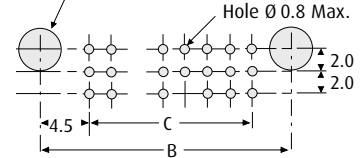
MALE VERTICAL PC TAIL



CALCULATION

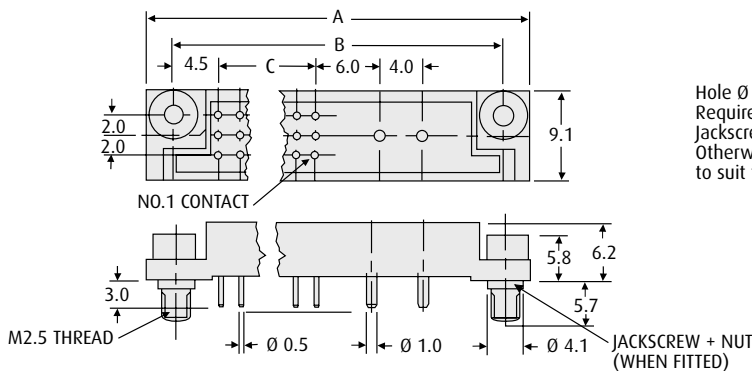
A	$C + 15.1$
B	$C + 9$
C	$2 \times (\text{No. of ways per row} - 1)$

Hole \varnothing 3.8
Required when Jackscrews are fitted.
Otherwise optional to suit fixing chosen



Recommended PC Board Pattern

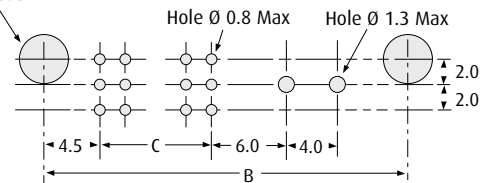
MALE VERTICAL PC TAIL WITH POWER CONTACTS



CALCULATION

A	$C + 29.1$
B	$C + 23$
C	$2 \times (\text{No. of signal contacts per row} - 1)$

Hole \varnothing 3.8
Required when Jackscrews are fitted.
Otherwise optional to suit fixing chosen



Recommended PC Board Pattern

HOW TO ORDER

M80 - 7 X X XX 22

SERIES CODE

0	No power
1	With Power
0	With Jackscrews
2	Without Jackscrews

FINISH

22 Gold + Tin

TOTAL NO. OF SIGNAL CONTACTS

M80-70X	27, 36, 45, 51, 63
M80-71X	06, 15, 24, 30, 42

www.harwin.com



HARWIN