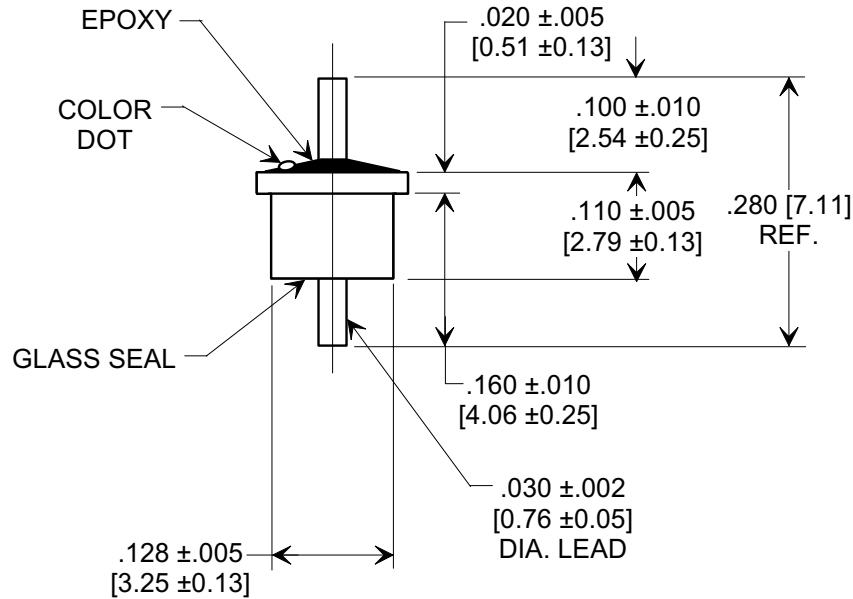
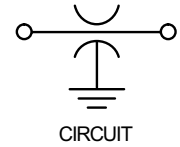
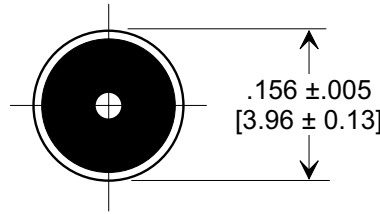
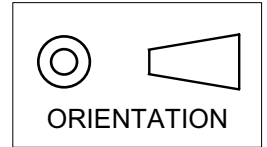


MARKETING SALES DRAWING
 DIMENSIONS IN INCHES - DO NOT SCALE THIS DRAWING
 DIMENSIONS IN METRIC - []

Electrical Testing
 per Tusonix standard
 test plans and Mil-Std-202
 Test Methods.



NOTES:

1. Operating temperature range: -55°C to +125°C.
2. Gold plated case and lead.
3. Epoxy sealed on opposite end from glass seal.
4. Max. recommended soldering temperature: 260°C.
See installation recommendations.
5. Recommended mounting hole: .135 dia.
6. Solder preform available for mounting.
7. Tusonix Standard part number: 4300-091.
Tusonix RoHS compliant part number: 4300-091 LF.
Customer must specify Standard or RoHS part number when ordering.
8. RoHS compliant part marked with additional dark green dot for identification.

Cx (pF)	TOL.	DC WORKING VOLTAGE		DC CURRENT (AMPS)	I.R. MIN.	D.W.V.	MIN. NO LOAD INSERTION LOSS (dB) @ 25° C PER MIL-STD-220					COLOR CODE
		85°C	125°C				1 MHz	10 MHz	100 MHz	1GHz	10 GHz	
2700	GMV	150	100	5	10 G	250 VDC	---	10	25	40	50	YELLOW

REVISION RECORD Original Release C.O. WAS SK 8116-000 L.E. 10-16-02 20021016-2-03 ADDED NOTES 7 & 8. S.M. 05-23-05 20050511-2-51	0	1	--TOLERANCES-- Unless Otherwise Specified DECIMAL ±	Title SOLDER MOUNT EMI FILTER	
			ANGLES ±	Drawn S.M. 10-16-02	Scale 5 X
			TUSONIX TUCSON, ARIZONA	Approved T.C. 10-16-02	
	A		4300-091		

X-2015 Rev-0