


High Temperature Automotive



150°C Rated Varistors



GENERAL DESCRIPTION

AVX High Temperature Multi-Layer Varistors are designed for underhood applications. Products have been tested, qualified, and specified to 150°C. The MLV advantage is EMI/RFI attenuation in the off state. This allows designers the ability to combine the circuit protection and EMI/RFI attenuation function into a single highly reliable device.

FEATURES


- Rated at 150°C
- AEC Q200 qualified
- ESD rating to 25kV contact
- EMI/RFI attenuation in off state
- Excellent current and energy handling

APPLICATIONS

- Under hood
- Down Hole Drilling
- Any high temperature application

CAN SERIES

HOW TO ORDER

CAN	AT	01	R	P	
Type	Series	Case Size	Packaging	Termination	
Controlled Area Network Varistor	Automotive High Temperature	01 = 0603 02 = 0405 2-Element 04 = 0612 4-Element	D = 7" (1000 pcs) R = 7" (4,000 pcs) T = 13" (10,000pcs)	P = Ni Barrier/ 100% Sn (matte)	

AVX Part Number	V _W (DC)	V _W (AC)	V _B	I _L	E _T	I _P	Cap	Case Size	Elements
CANAT01--	≤ 18	≤ 14	120	10	0.015	4	22	0603	1
CANAT02--	≤ 18	≤ 14	70	10	0.015	4	22	0405	2
CANAT04--	≤ 18	≤ 14	100	10	0.015	4	22	0612	4

V _W (DC)	DC Working Voltage [V]	I _L	Maximum leakage current at the working voltage [μA]
V _W (AC)	AC Working Voltage [V]	E _T	Transient Energy Rating [J, 10x1000μS]
V _B	Breakdown Voltage [V @ 1mA _{DC}]	I _P	Peak Current Rating [A, 8x20μS]
V _C	Clamping Voltage [V @ IVC]	Cap	Capacitance [pF] @ 1KHz specified and 0.5VRMS

ANTENNAGUARD SERIES

HOW TO ORDER

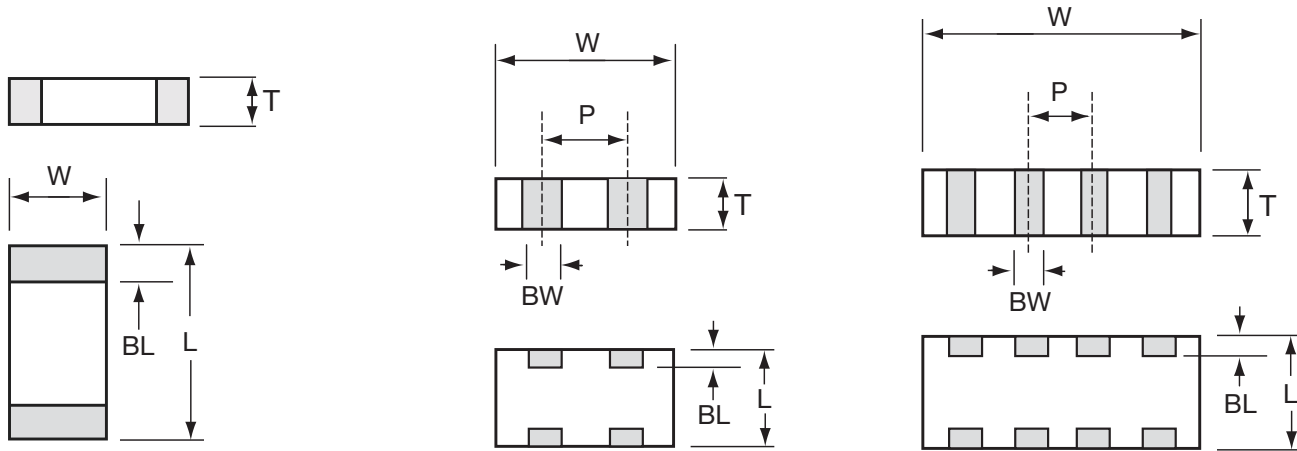
VCAT	06	AG	18	120	Y	A	T	1	A
Type	Case Size	Varistor Series	Working Voltage	Cap	Non-Std. Cap Tolerance	N/A	Termination Finish	Reel Size	Reel Quantity
High Temperature Varistor	04 = 0402 06 = 0603	AntennaGuard	18 = 18Vdc				P = Ni Barrier/ 100% Sn	1 = 7" 3 = 13"	A = 4000 or 10,000

AVX Part Number	V _W (DC)	V _W (AC)	I _L	Cap	Cap Tolerance	Case Size
VCAT06AG18120YAT--	≤ 18	≤ 14	10	12	+4, -2pF	0603

V _W (DC)	DC Working Voltage [V]	I _L	Maximum leakage current at the working voltage [μA]
V _W (AC)	AC Working Voltage [V]	Cap	Capacitance [pF] @ 1KHz specified and 0.5VRMS



PHYSICAL DIMENSIONS



0603 Discrete Dimensions

mm (inches)

L	W	T	BW	BL	P
1.60±0.15 (0.063±0.006)	0.80±0.15 (0.032±0.006)	0.90 MAX (0.035 MAX)	N/A	0.35±0.15 (0.014±0.006)	N/A

0405 2 Elements Array Dimensions

mm (inches)

L	W	T	BW	BL	P
1.00±0.15 (0.039±0.006)	1.37±0.15 (0.054±0.006)	0.66 MAX (0.026 MAX)	0.36±0.10 (0.014±0.004)	0.20±0.10 (0.008±0.004)	0.64 REF (0.025 REF)

0612 4 Elements Array Dimensions

mm (inches)

L	W	T	BW	BL	P
1.60±0.20 (0.063±0.008)	3.20±0.20 (0.126±0.008)	1.22 MAX (0.048 MAX)	0.41±0.10 (0.016±0.004)	0.18 ^{+0.25} _{-0.08} (0.008 ^{+0.010} _{-0.003})	0.76 REF (0.030 REF)