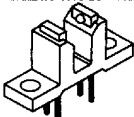
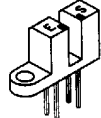
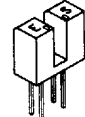
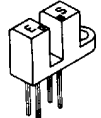
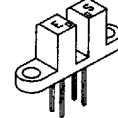


# Transmissive With Plastic Encapsulated Components **Assemblies**

Assemblies on this page are based on plastic-encapsulated components from the SEP8506 and SDP8406 device families. All sensors are phototransistors.

## ORDER AND SPECIFICATION GUIDE

| Package Style   | Part Number<br>Notes 1, 2, 3 | Sensor Aperture<br>(LxW) inches | Sensor Light Current (mA) |               |                  |      |
|---|------------------------------|---------------------------------|---------------------------|---------------|------------------|------|
|   |                              |                                 | min                       | at $I_f$ (mA) | and $V_{CE}$ (V) |      |
|    | HOA0825-1                    | 0.060 dia                       | 0.50                      | 20            | 0.5              |      |
|   | HOA0825-2                    | 0.060 dia                       | 0.50                      | 20            | 0.5              |      |
|   | HOA0825-3                    | 0.060 dia                       | 0.50                      | 20            | 0.5              |      |
|   | HOA0825-4                    | 0.060 dia                       | 0.50                      | 20            | 0.5              |      |
| Drawing 37<br>Page 43   |                              |                                 |                           |               |                  |      |
|    |                              | --0-L51                         | 0.060 x 0.010             | 0.50          | 20               | 10.0 |
|   |                              | --0-L55                         | 0.060 x 0.050             | 0.50          | 20               | 10.0 |
|   | HOA086--<br>or               | --1-L55                         | 0.060 x 0.050             | 1.00          | 10               | 5.0  |
|   |                              | --2-L55                         | 0.060 x 0.050             | 1.80          | 20               | 0.6  |
|   | HOA087--                     | --5-L51                         | 0.060 x 0.010             | 0.50          | 20               | 10.0 |
|   |                              | --5-L55                         | 0.060 x 0.050             | 0.50          | 20               | 10.0 |
|   |                              | --6-L55                         | 0.060 x 0.050             | 1.00          | 10               | 5.0  |
|   | --7-L55                      | 0.060 x 0.050                   | 1.80                      | 20            | 0.6              |      |
| Drawing 38<br>Page 43   |                              |                                 |                           |               |                  |      |
|    |                              | --0-N51                         | 0.060 x 0.010             | 0.50          | 20               | 10.0 |
|   |                              | --0-N55                         | 0.060 x 0.050             | 0.50          | 20               | 10.0 |
|   | HOA086--<br>or               | --1-N55                         | 0.060 x 0.050             | 1.00          | 10               | 5.0  |
|   |                              | --2-N55                         | 0.060 x 0.050             | 1.80          | 20               | 0.6  |
|   | HOA087--                     | --5-N51                         | 0.060 x 0.010             | 0.50          | 20               | 10.0 |
|   |                              | --5-N55                         | 0.060 x 0.050             | 0.50          | 20               | 10.0 |
|   |                              | --6-N55                         | 0.060 x 0.050             | 1.00          | 10               | 5.0  |
|   | --7-N55                      | 0.060 x 0.050                   | 1.80                      | 20            | 0.6              |      |
| Drawing 39<br>Page 43   |                              |                                 |                           |               |                  |      |
|  |                              | --0-P51                         | 0.060 x 0.010             | 0.50          | 20               | 10.0 |
|   |                              | --0-P55                         | 0.060 x 0.050             | 0.50          | 20               | 10.0 |
|   | HOA086--<br>or               | --1-P55                         | 0.060 x 0.050             | 1.00          | 10               | 5.0  |
|   |                              | --2-P55                         | 0.060 x 0.050             | 1.80          | 20               | 0.6  |
|   | HOA087--                     | --5-P51                         | 0.060 x 0.010             | 0.50          | 20               | 10.0 |
|   |                              | --5-P55                         | 0.060 x 0.050             | 0.50          | 20               | 10.0 |
|   |                              | --6-P55                         | 0.060 x 0.050             | 1.00          | 10               | 5.0  |
|   | --7-P55                      | 0.060 x 0.050                   | 1.80                      | 20            | 0.6              |      |
| Drawing 40<br>Page 43   |                              |                                 |                           |               |                  |      |
|  |                              | --0-T51                         | 0.060 x 0.010             | 0.50          | 20               | 10.0 |
|   |                              | --0-T55                         | 0.060 x 0.050             | 0.50          | 20               | 10.0 |
|   | HOA086--<br>or               | --1-T55                         | 0.060 x 0.050             | 1.00          | 10               | 5.0  |
|   |                              | --2-T55                         | 0.060 x 0.050             | 1.80          | 20               | 0.6  |
|   | HOA087--                     | --5-T51                         | 0.060 x 0.010             | 0.50          | 20               | 10.0 |
|   |                              | --5-T55                         | 0.060 x 0.050             | 0.50          | 20               | 10.0 |
|   |                              | --6-T55                         | 0.060 x 0.050             | 1.00          | 10               | 5.0  |
|   | --7-T55                      | 0.060 x 0.050                   | 1.80                      | 20            | 0.6              |      |
| Drawing 41<br>Page 44   |                              |                                 |                           |               |                  |      |

### NOTES:

- The sixth digit in each part number indicates housing material. 6 identifies IR transparent black polysulfone housing for maximum protection from dust, dirt, etc. 7 denotes IR opaque black polysulfone for areas where ambient IR radiation levels are high. Form complete part number by deleting double dashes and joining prefix and suffix. **Example (HOA086--) + (--1-N55) = HOA0861-N55.**
- The seventh digit indicates lead spacing, as well as the light current specification. 0, 1 or 2 indicates sensor-to-emitter lead spacing of 0.32 inch; 5, 6 or 7 means sensor-to-emitter lead spacing is 0.22 inch.
- Custom specifications are available.