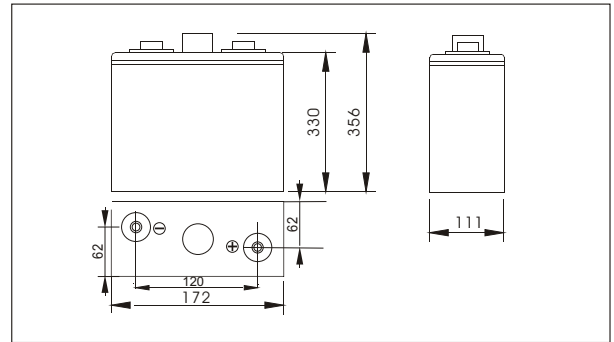




## SW22000(2V200AH)



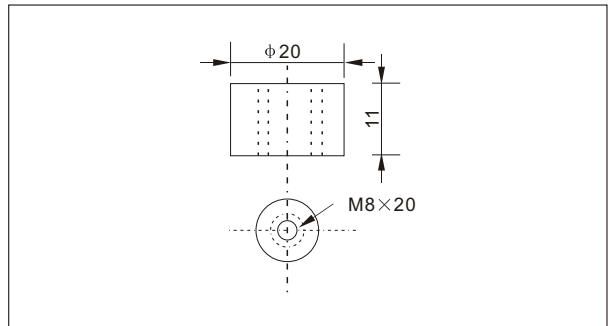
### Outer dimensions (mm)



### Specifications

Nominal Voltage		2 V
Rated capacity (10 hour rate)		200 Ah
Dimensions	Total Height	356 mm (14.0 inches)
	Height	330 mm (13.0 inches)
	Length	172 mm (6.77 inches)
	Width	111 mm (4.37 inches)
Weight Approx		13.6 Kg (30.1 lbs)

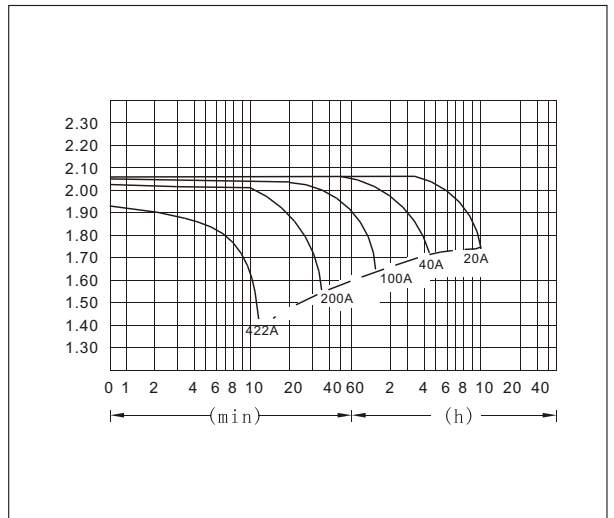
### Terminal Type (mm)



### Characteristics

Capacity 25°C(77°F)	10 hour rate(20A)	200 AH
	5 hour rate(32A)	160 AH
	1 hour rate(120A)	120 AH
Internal Resistance	Full charged Battery at 25°C(77°F)	approx 0.65 mΩ
Capacity affected by Temperature (10hour rate)	40°C(104°F)	102%
	25°C(77°F)	100%
	0°C(32°F)	85%
	-15°C(5°F)	65%
Self-Discharge at 25°C(77°F)	Capacity after 3 month storage	91%
	Capacity after 6 month storage	82%
	Capacity after 12 month storage	64%
Terminal		T20
Charge (constant Voltage)	Cycle	Initial Charging Current less than 80 A Voltage 2.35-2.40V
	Float	Voltage 2.25-2.30V

### Discharge Curves 25°C(77°F)



Constant Current(Amp) and Constant Power(Watt) Discharge Table at 25°C(77°F)

Time	5min	10min	15min	30min	1h	2h	3h	4h	5h	8h	10h	20h
1.60V	A	641	422	340	228	120	70	51	40	33	23	11
	W	1102	751	608	409	216	128	95	75	63	45	22
1.70V	A	620	381	320	218	113	67	50	39	32	23	11
	W	1104	709	598	408	213	128	97	76	63	44	22
1.75V	A	600	341	280	204	109	65	49	38	32	23	11
	W	1092	646	533	391	211	126	95	75	63	44	22
1.80V	A	578	321	260	188	106	64	48	38	31	22	11
	W	1082	617	500	363	205	124	94	74	61	43	21
1.85V	A	559	301	240	168	102	62	46	37	30	21	10
	W	1057	581	466	328	200	122	91	73	60	43	21