


## REL-MR- 24DC/21AU

Order No.: 2961121

The illustration shows the version REL-MR- 24DC/21



<http://eshop.phoenixcontact.de/phoenix/treeViewClick.do?UID=2961121>

Pluggable miniature relays, with multi-layer contact, 1 PDT, input voltage 24 V DC

### Commercial data

EAN	4017918130879
Pack	10 pcs.
Customs tariff	85364190
Weight/Piece	0.00665 KG
Catalog page information	Page 83 (IF-2009)

### Product notes

WEEE/RoHS-compliant since:  
01/30/2006



<http://www.download.phoenixcontact.com>  
Please note that the data given here has been taken from the online catalog. For comprehensive information and data, please refer to the user documentation. The General Terms and Conditions of Use apply to Internet downloads.

### Technical data

#### Coil side

Nominal input voltage $U_N$	24 V DC
Nominal input current at $U_{IN}$	7 mA
Typical response time	5 ms
Typical release time	2.5 ms
Coil resistance	3390 $\Omega \pm 10\%$ (at 20°C)

**Contact side**

Contact type	Single contact, 1-PDT
Contact material	AgSnO, hard gold-plated
Maximum switching voltage	30 V AC 36 V DC
Minimum switching voltage	100 mV
Maximum inrush current	50 mA
Min. switching current	1 mA
Limiting continuous current	50 mA
Interrupting rating (ohmic load) max.	1.2 W (for 24 V DC)
Note	<b>the following values are applicable if a gold layer is destroyed</b>
Maximum switching voltage	250 V AC
Minimum switching voltage	12 V AC/DC
Limiting continuous current	6 A
Interrupting rating (ohmic load) max.	140 W (for 24 V DC) 20 W (for 48 V DC) 18 W (for 60 V DC) 23 W (for 110 V DC) 40 W (for 220 V DC) 1500 VA (for 250 V AC)

**General data**

Width	5 mm
Height	15 mm
Depth	28 mm
Test voltage relay winding/relay contact	4 kV AC (50 Hz, 1 min)
Ambient temperature (operation)	-40 °C ... 85 °C
Ambient temperature (storage/transport)	-40 °C ... 85 °C
Operating mode	100% operating factor
Service life mechanical	2 x 10 <sup>7</sup> cycles

Standards/regulations	IEC 60664
	IEC 60664 A
	DIN VDE 0110
	DIN VDE 0106-101
	DIN EN 50178/DIN VDE 0160 (in relevant parts)
	IEC 60255/DIN VDE 0435 (in relevant parts)
	EN 60730/DIN VDE 0631
Pollution degree	3
Surge voltage category	III
Mounting position	Any
Assembly instructions	In rows with zero spacing

#### Connection data

Type of connection	Plug / solder connection
--------------------	--------------------------

#### Certificates / Approvals



Certification

CSA, CUL, GL, GOST, UL, VDE-PZI, VDE-PZI

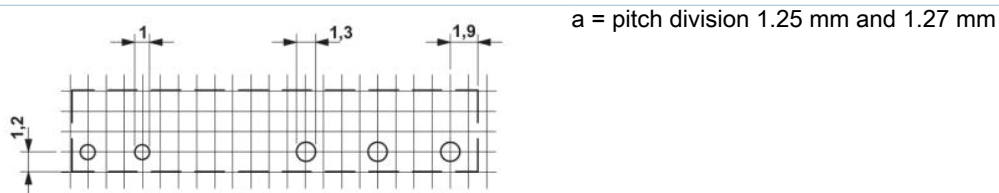
#### Additional products

Item	Designation	Description
<b>General</b>		
2966058	PLC-BSC- 24DC/ 1/ACT	6.2 mm PLC actuator basic terminal blocks with screw connection method, input voltage 24 V DC(without relay or optocoupler)
2966061	PLC-BSC- 24DC/ 1/SEN	6.2 mm PLC Sensor basic terminal blocks with screw connection method, input voltage 24 V DC(without relay or optocoupler)
2966016	PLC-BSC- 24DC/21	6.2 mm PLC basic terminal blocks with screw connection method, input voltage 24 V DC(without relay or optocoupler)
2966029	PLC-BSC- 24UC/21	6.2 mm PLC basic terminal blocks with screw connection method, input voltage 24 V AC/DC(without relay or optocoupler)
2966090	PLC-BSC- 48DC/21	6.2 mm PLC basic terminal blocks with screw connection method, input voltage 48 V DC(without relay or optocoupler)
2967196	PLC-BSP- 24DC/ 1/ACT	6.2 mm PLC PLC actuator basic terminal blocks with spring-cage connection method, input voltage 24 V DC(without relay or optocoupler)

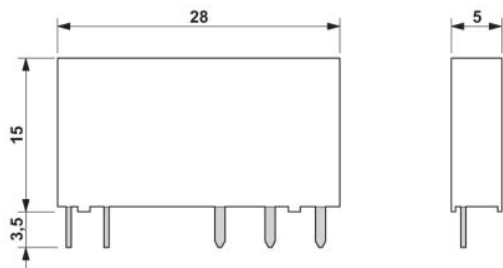
2967206	PLC-BSP- 24DC/ 1/SEN	6.2 mm PLC Sensor basic terminal blocks with spring-cage connection method, input voltage 24 V DC(without relay or optocoupler)
2967219	PLC-BSP- 24DC/21	6.2 mm PLC basic terminal blocks with spring-cage connection method, input voltage 24 V DC(without relay or optocoupler)
2967222	PLC-BSP- 24UC/21	6.2 mm PLC basic terminal blocks with spring-cage connection method, input voltage 24 V AC/DC(without relay or optocoupler)
2967329	PLC-BSP- 48DC/21	6.2 mm PLC basic terminal blocks with spring-cage connection method, input voltage 48 V DC(without relay or optocoupler)

**Diagrams/Drawings**

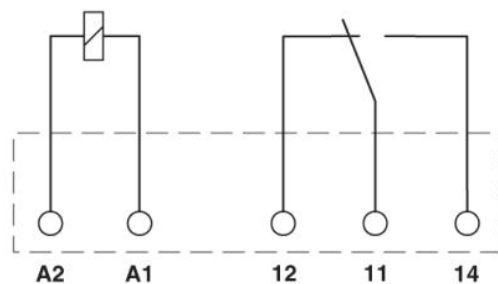
Drilling plan/solder pad geometry



Dimensioned drawing



Circuit diagram



**Address**

PHOENIX CONTACT Deutschland GmbH  
Flachmarktstr. 8  
32825 Blomberg, Germany  
Phone +49 5235 3 12000  
Fax +49 5235 3 41200  
<http://www.phoenixcontact.de>



© 2010 Phoenix Contact  
Technical modifications reserved;