


NEW PRODUCT INFORMATION

Multi Layer Common Mode Filter

– RFCMF1220100M4T Series

For USB 2.0/ IEEE 1394 Application



Patent Pending

On USB 2.0/ IEEE 1394 interface, the frequency and strength of the noise have to be suppressed, a part called Common Mode Choke be chosen to provide the required noise attenuation, however, the higher impedance Common Mode Choke generally have a greater damaging effect and distortion on full speed and high speed signal quality.

The **Common Mode Filter** designed and manufactured at **Walsin Technology Corporation** provide excellent noise suppression characteristics thank to high common mode impedance while with minimizing insertion loss to maintain the signal quality on the transmission line. Especially, most effective on meeting the EMI regulation of high speed USB 2.0 and IEEE 1394 interface circuit.

FEATURES

- Miniature footprint: 1.2 x 2.0 x 1.0 mm³.
- Low Differential Mode Insertion Loss maximum 1.0dB @ 240MHz
- High Common Mode attenuation minimum 9.0dB @ 130MHz ~ 1.0GHz
- Special 3D layout design to minimize phase shifting
- Reflow solderable SMD Devices

ELECTRICAL CHARACTERISTICS

Item	Specification
Common Mode Attenuation	Min. 9.0dB @ 130 MHz ~ 1GHz
Differential Mode Insertion Loss	Max. 1 dB @ 240MHz
DC Resistance	Max. 2.5 Ω
Rated Current	200 mA
Characteristic Impedance	90 Ω
Operating Temperature	- 40 °C ~ +85 °C

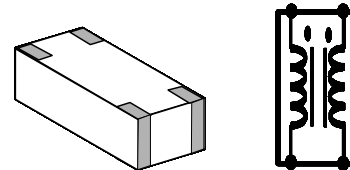
APPLICATIONS

- USB 2.0/ IEEE 1394 high speed data transmission
- PC Related, DSC, Scanner, Data Storage, CD ROM W/R, Printer

DIMENSION

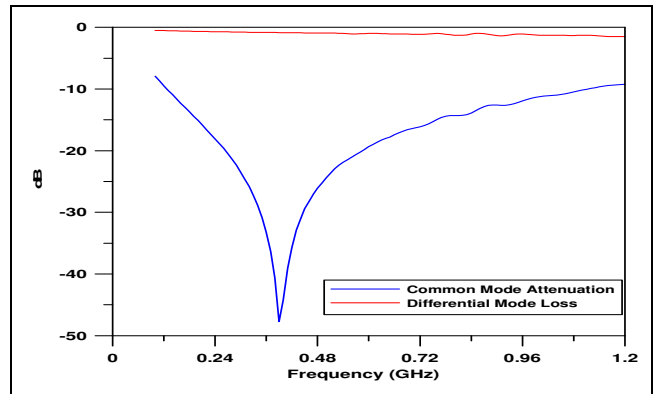
Figure	Symbol	Dimension
	L	1.20 ± 0.20 mm
	W	2.00 ± 0.20 mm
	T	1.00 ± 0.20 mm
	P	0.80 ± 0.10 mm
	a	0.45 ± 0.20 mm
	b	0.40 ± 0.20 mm

CONSTRUCTION and SCHEMATIC



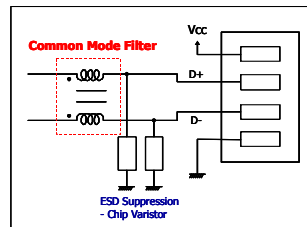
Outline and Schematic of USB 2.0/ IEEE 1394 Common Mode Filter

ELECTRICAL PERFORMANCE

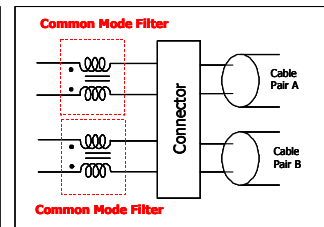


APPLICATION CIRCUIT

(1). USB 2.0



(2). IEEE 1394



CONTACT INFORMATION

For more information, please contact with Walsin Technology Corporation

- Tel** : 886-3-475-8711
Fax No. : 886-3-475-5197
E mail : info@passivecomponent.com
Web : <http://www.passivecomponent.com>

Specification subject to change without prior notice.