

Microsemi Corp.
The diode experts

SANTA ANA, CA
For more information call:
(714) 979-8220



**1N3611 thru
1N3614, 1N3957**

FEATURES

- MICROMINIATURE PACKAGE
- VOIDLESS HERMETICALLY SEALED GLASS PACKAGE
- TRIPLE LAYER PASSIVATION
- METALLURGICALLY BONDED
- STANDARD RECOVERY
- PIV TO 1000 VOLTS
- JAN/TX/TXV TYPES AVAILABLE PER MIL-S-19500/228

MAXIMUM RATINGS

Operating Temperature: -65°C to +175°C
Storage Temperature: -65°C to +200°C

ELECTRICAL CHARACTERISTICS

TYPE	PEAK INVERSE VOLTAGE (MIN.) PIV	BREAKDOWN VOLTAGE (MIN.) B _V @ 100μA	AVERAGE RECTIFIED CURRENT I _o		FORWARD VOLTAGE (MAX.) V _F @ 1 A	REVERSE CURRENT (MAX.) I _R @ PIV		SURGE CURRENT (MAX.) (NOTE 1) I _F (surge)
			AMPS			μA		
			100°C	150°C		25°C	150°C	
JAN 1N3611	200	240	1.0	.3	1.1	1.0	300	30
JAN 1N3612	400	480	1.0	.3	1.1	1.0	300	30
JAN 1N3613	600	720	1.0	.3	1.1	1.0	300	30
JAN 1N3614	800	920	1.0	.3	1.1	1.0	300	30
JAN 1N3957	1000	1150	1.0	.3	1.1	1.0	300	30

NOTE 1: T_A = 150°C, f = 60 Hz, I_o = 300 mA, 10-8 m sec. surges @ 1/minute.

**MILITARY
RECTIFIERS**

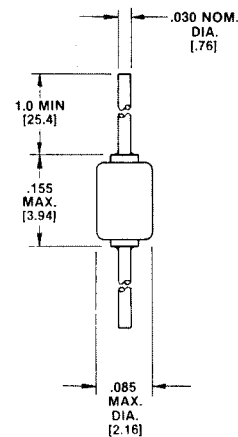


FIGURE 1
PACKAGE A

**MECHANICAL
CHARACTERISTICS**

CASE: Hermetically sealed glass case.

LEAD MATERIAL: Tinned copper.

MARKING: Body painted, alpha numeric.

POLARITY: Cathode band.

1N3611 thru 1N3614, 1N3957

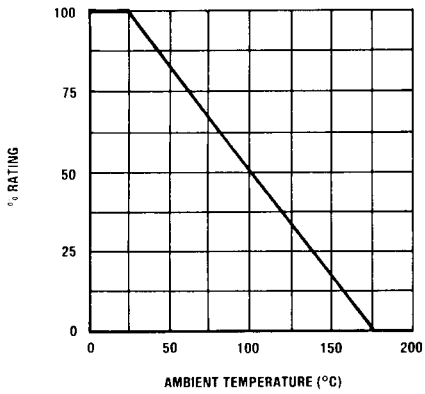


FIGURE 2
TEMPERATURE
DERATING CURVE

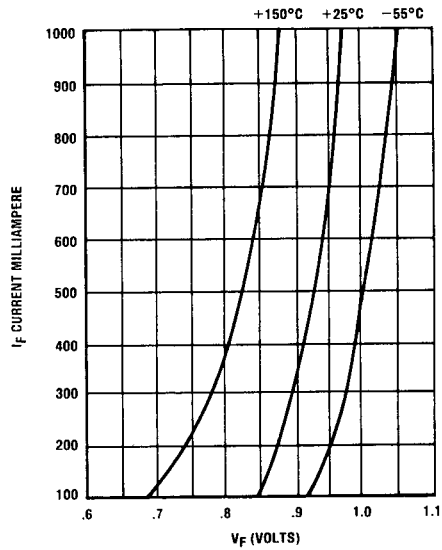


FIGURE 3
TYPICAL FORWARD
CONDUCTANCE CURVE

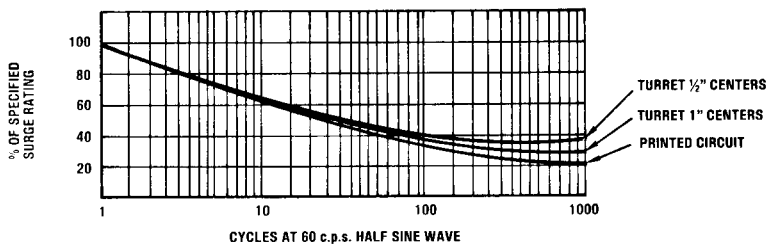


FIGURE 4
ALLOWABLE PEAK SURGE vs DURATION

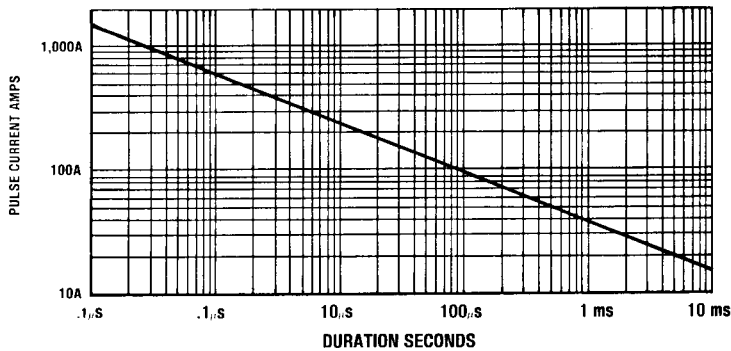


FIGURE 5
SURGE DURATION vs PULSE CURRENT
Square Pulse Current vs Duration for Non-Repetitive Pulse