

Transient Voltage Suppressors for ESD Protection

General Description

The LESD8D3.3CT5G is designed to protect voltage sensitive components from ESD and transient voltage events. Excellent clamping capability, low leakage, and fast response time, make these parts ideal for ESD protection on designs where board space is at a premium. Because of its small size, it is suited for use in cellular phones, MP3 players, digital cameras and many other portable applications where board space is at a premium.



Applications

- Cellular phones
- Portable devices
- Digital cameras
- Power supplies

Features

- Small Body Outline Dimensions
- Low Body Height
- Peak Power up to 150 Watts @ 8 x 20 μ s Pulse
- Low Leakage current
- Response Time is Typically < 1 ns
- ESD Rating of Class 3 (> 16 kV) per Human Body Model

LESD8D3.3CT5G



Ordering information

Device	Marking	Shipping
LESD8D3.3CT5G	B	10000/Tape&Reel

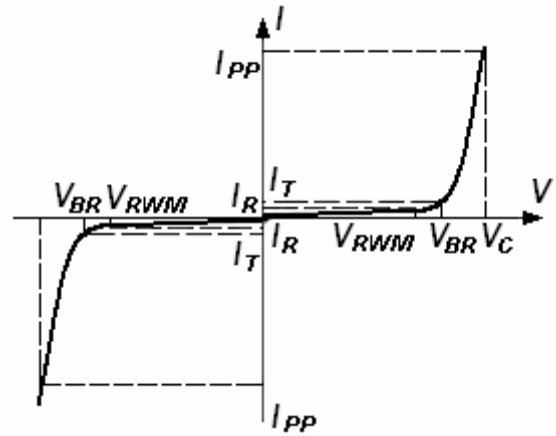
Absolute Ratings ($T_{amb}=25^{\circ}\text{C}$)

Symbol	Parameter	Value	Units	
P_{PP}	Peak Pulse Power ($t_p = 8/20 \mu s$)	150	W	
T_L	Maximum lead temperature for soldering during 10s	260	$^{\circ}\text{C}$	
T_{stg}	Storage Temperature Range	-55 to +155	$^{\circ}\text{C}$	
T_{op}	Operating Temperature Range	-40 to +125	$^{\circ}\text{C}$	
T_j	Maximum junction temperature	150	$^{\circ}\text{C}$	
	IEC61000-4-2 (ESD)	air discharge contact discharge	± 15 ± 8	KV
	IEC61000-4-4 (EFT)		40	A
	ESD Voltage	Per Human Body Model	16	KV

LESD8D3.3CT5G

Electrical Parameter

Symbol	Parameter
I_{PP}	Maximum Reverse Peak Pulse Current
V_C	Clamping Voltage @ I_{PP}
V_{RWM}	Working Peak Reverse Voltage
I_R	Maximum Reverse Leakage Current @ V_{RWM}
I_T	Test Current
V_{BR}	Breakdown Voltage @ I_T



Electrical Characteristics

Ratings at 25°C ambient temperature unless otherwise specified. VF = 0.9V at IF = 10mA

Device	V_{RWM} (V)	I_R (uA) @ V_{RWM}	V_{BR} (V) @ I_T (Note 1)	I_T	V_C (V) @ $I_{PP}=5 A^*$	V_C (V) @ Max I_{PP}^*	I_{PP} (A)*	P_{PK} (W)*	C (pF)
	Max	Max	Min	mA	Typ	Max	Max	Max	Typ
LESD8D3.3CT5G	3.3	1	5.0	1.0	8.4	14.1	11.2	158	25

*Surge current waveform per Figure 1.

- V_{BR} is measured with a pulse test current I_T at an ambient temperature of 25°C.

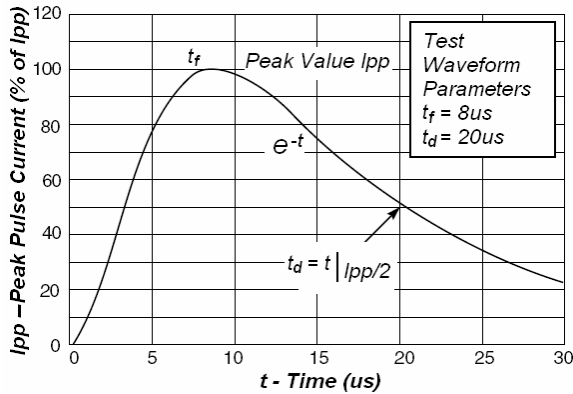


Fig1. Pulse Waveform

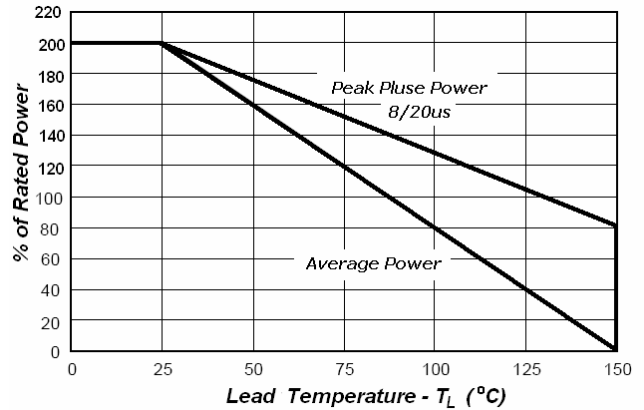


Fig2. Power Derating Curve

LESD8D3.3CT5G**SOD882**

DIMENSION OUTLINE:

Unit:mm

