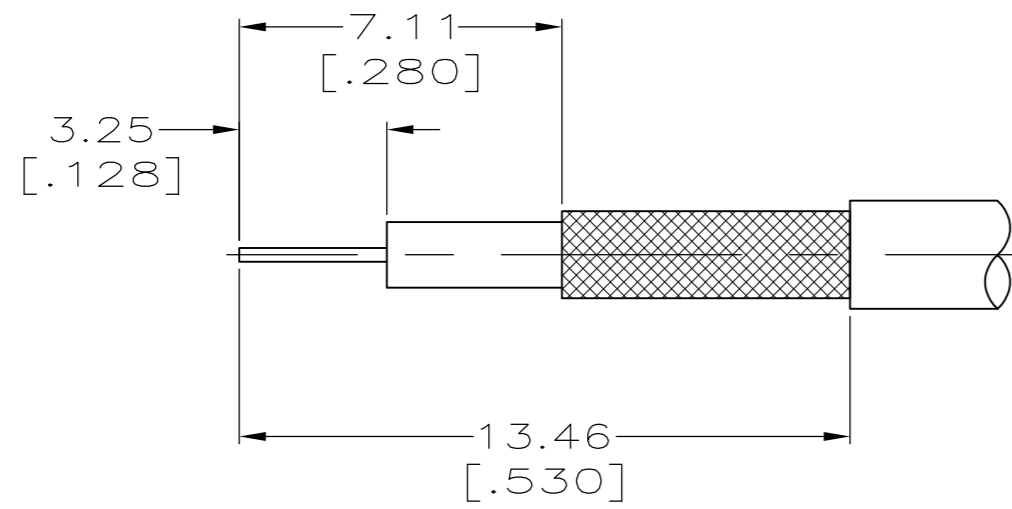
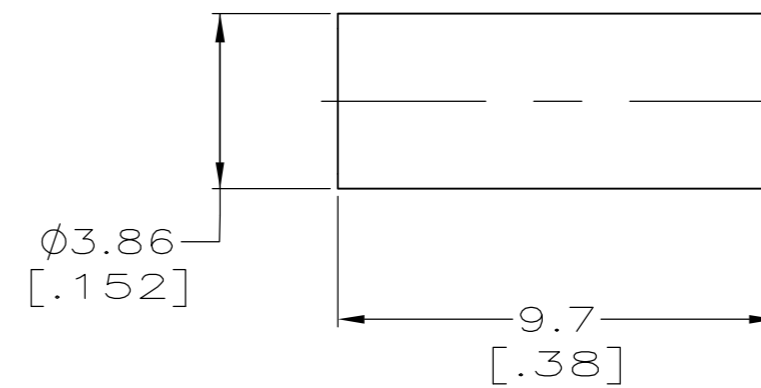
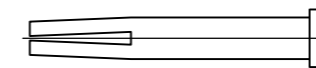
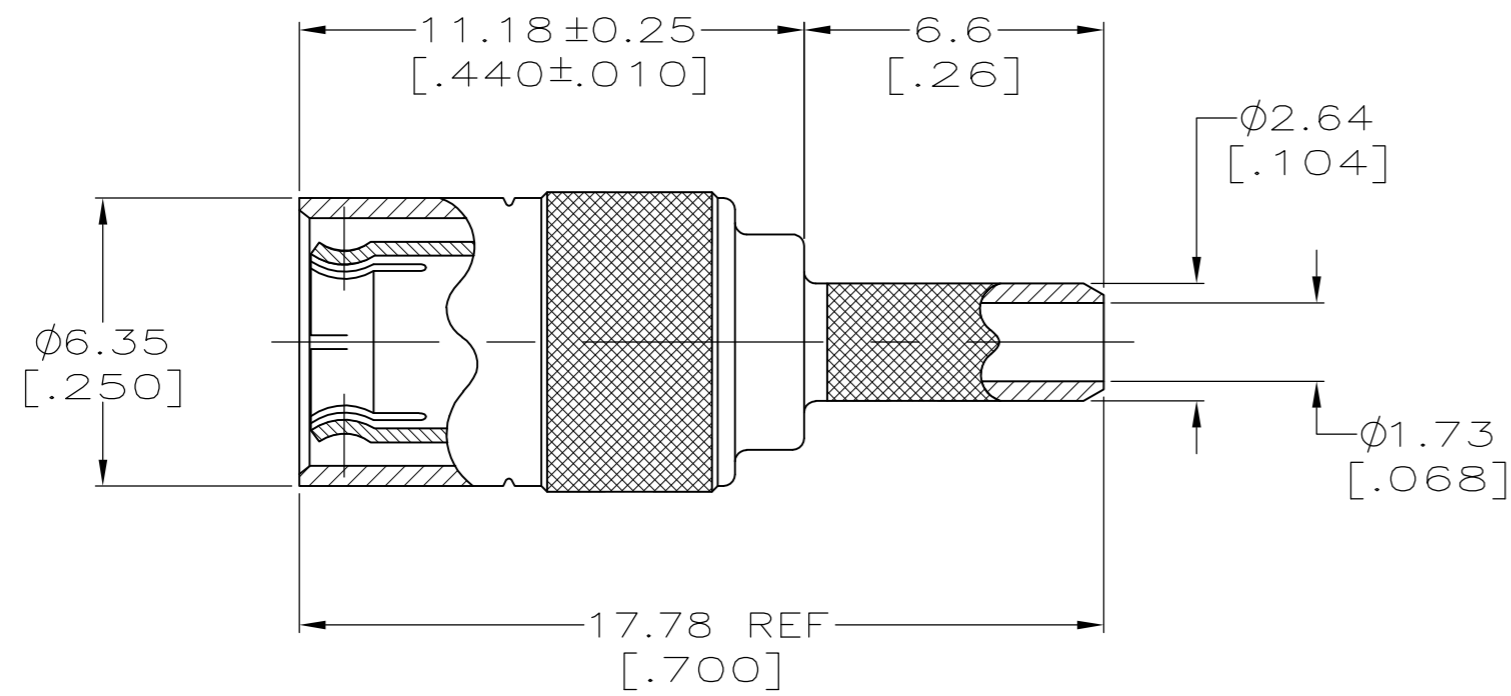


THIS DRAWING IS UNPUBLISHED. RELEASED FOR PUBLICATION
 © COPYRIGHT - By - ALL RIGHTS RESERVED.

LOC		DIST		REVISIONS			
P	LTR	DESCRIPTION		DATE	DWN	APVD	
AJ	16	A2	ECR-12-005726	27MAR12	RK	MY	



RECOMMENDED STRIP LENGTHS



- △ MATERIALS:
 BODY: ZINC PER ASTM-B-86.
 OUTER CONTACT: BERYLLIUM COPPER PER ASTM-B-194.
 CENTER CONTACT: BERYLLIUM COPPER PER ASTM-B-196.
 DIELECTRIC: PTFE PER ASTM-D-1710.
- △ FINISHES:
 BODY: NICKEL PER QQ-N-290.
 OUTER CONTACT: GOLD PER ASTM-B-488.
 CENTER CONTACT: GOLD PER ASTM-B-488.
- △ FINISHES:
 BODY: NICKEL PER QQ-N-290.
 OUTER CONTACT: NICKEL PER QQ-N-290.
 CENTER CONTACT: GOLD PER ASTM-B-488.
- △ TOOLING INFORMATION:
 CONTACT CRIMP: HAND TOOL M-22520/2-01 WITH DANIELS POSITIONER #K699, USE WITH SELECTOR #4.
 BRAID CRIMP: HAND TOOL M-22520/5-01 WITH DANIELS DIE SET #HX4-1637 (.128 HEX) OR TE PRO-CRIMPER WITH DIE SET #58483-1, USE POSITION LETTER B.
- 5. SEE INSTRUCTION SHEET 408-2987-12.
- △ TOOLING INFORMATION:
 CONTACT CRIMP: HAND TOOL M-22520/2-01 WITH DANIELS POSITIONER #K699, USE WITH SELECTOR #4.
 BRAID CRIMP: HAND TOOL M-22520/2-01 WITH DANIELS DIE SET #HX4-1637 (.151 HEX) OR TE PRO-CRIMPER WITH DIE SET #58483-1, USE POSITION LETTER C.
- △ FOR USE WITH RG 179/U CABLE.
- △ FOR USE WITH RD 179/U (DOUBLE-BRAIDED) CABLE.

△8	△6	△3	5415487-3
△7	△4	△3	5415487-2
△7	△4	△2	5415487-1
CABLE	TOOLING	FINISH	PART NUMBER

THIS DRAWING IS A CONTROLLED DOCUMENT.		DWN	01APR2005	TE Connectivity	
DIMENSIONS: mm [INCHES]		J. HAVENER	01APR2005	CABLE PLUG 75 OHM, MINI-SMB	
TOLERANCES UNLESS OTHERWISE SPECIFIED:		J. HAVENER	01APR2005		
0 PLC ± -		J. HAVENER	01APR2005		
1 PLC ± 0.3 [.01]		NAME			
2 PLC ± 0.13 [.005]		PRODUCT SPEC		SIZE	
3 PLC ± -		APPLICATION SPEC		CAGE CODE	
4 PLC ± -		WEIGHT		DRAWING NO	
ANGLES ± -		CUSTOMER DRAWING		RESTRICTED TO	
FINISH		SCALE		SHEET	
△1		A2 00779		1 of 1	
△2 △3		C=5415487		REV	
		SCALE 6:1		A2	