

MEGGITT SIGMA
AXIAL INDUCTORS
SMD INDUCTORS
THIN FILM PRINTED INDUCTORS
POWER CHOKES IN
RADIAL AND AXIAL STYLE

High Power Choke SMD

TYPE 3617 SERIES



The 3619 is an innovative design for a high power SMD choke. It combines Meggitt Sigma quality with low price and high long term reliability.

The layout and profile make it a highly appropriate component for modern industrial equipments, power supplies, bench test instruments, and automotive requirements where long life and high reliability are key design requirements.

MEGGITT SIGMA KEY FEATURES

- LOW PROFILE CONSTRUCTION
 - WIDE VALUE RANGE
 - ATTRACTIVELY PRICED
 - CLEAR SURFACE MARKING
 - RAPID RESPONSE
 - TAPED AND REELED
 - CUSTOM DESIGNS POSSIBLE
-

ELECTRICAL

Type	Inductance (μH)	Q Ref.	Test Freq. (Hz)		SRF (MHZ) Nom.	RDC (Ω) Max.	IDC (mA) Max.
			L	Q			
3617 - 41K	471 ± 10%	30	1K	796K	5.8	2.10	100
3617 - 56K	561 ± 10%	25	1K	796K	5.6	2.40	95
3617 - 68K	681 ± 10%	34	1K	796K	4.8	2.90	90
3617 - 82K	821 ± 10%	30	1K	796K	4.4	3.40	85
3617 - 102K	1000 ± 10%	47	1K	252K	4.0	4.00	80
3617 - 122K	1200 ± 10%	58	1K	252K	3.6	4.80	72
3617 - 152K	1500 ± 10%	52	1K	252K	3.4	5.80	65
3617 - 182K	1800 ± 10%	67	1K	252K	2.6	7.20	55
3617 - 222K	2200 ± 10%	56	1K	252K	2.5	9.00	50
3617 - 272K	2700 ± 10%	64	1K	252K	2.4	12.00	42
3617 - 302K	3000 ± 10%	54	1K	252K	2.3	15.00	35
3617 - 332K	3300 ± 10%	58	1K	252K	2.0	16.50	32
3617 - 392K	3900 ± 10%	65	1K	252K	1.8	18.00	30
3617 - 472K	4700 ± 10%	62	1K	252K	1.7	22.50	28
3617 - 502K	5000 ± 10%	60	1K	252K	1.6	25.00	25

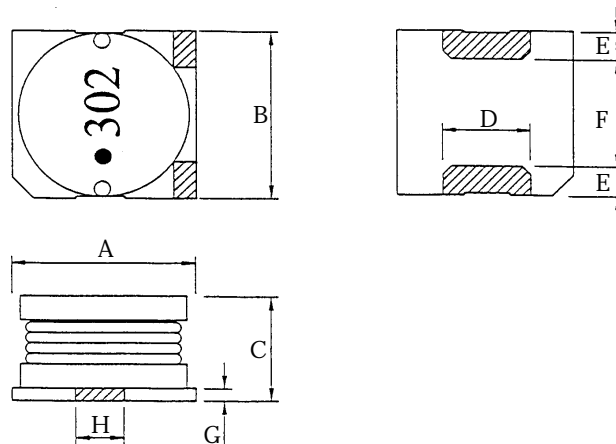
MECHANICAL

Core: Ferrite DQ core
 Base: Double size PCB FR - 4
 Wire: 2 - UEW
 Adhesive: Epoxy resin
 Solder: 63/37

ENVIRONMENTAL

Temperature Rise: 40°C max.
 Rated Current: Base on temp. rise & ΔL/LOA=10% max.
 Storage Temperature: -25°C to +85°C
 Operating Temperature: -20°C to +80°C
 Resistance to Solder Heat: 260°C 10 seconds

DIMENSIONS

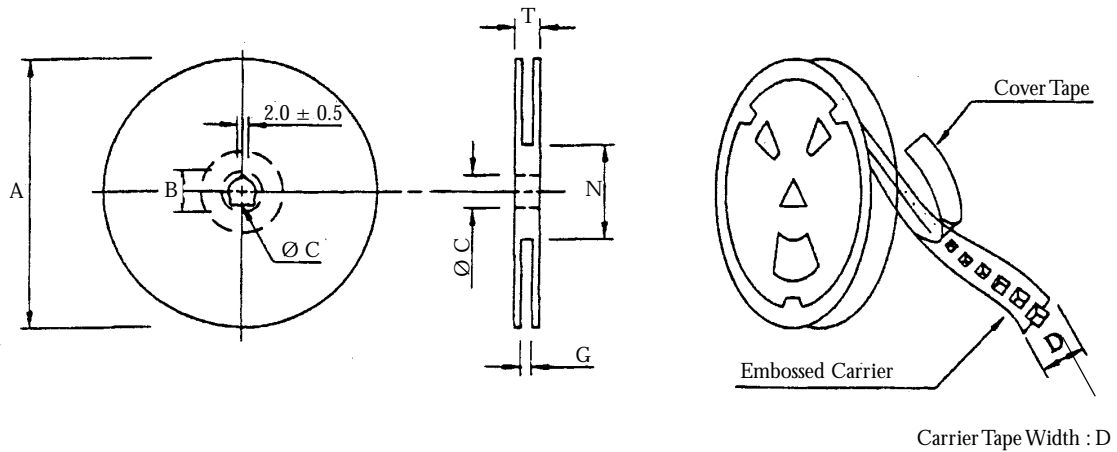


All dimensions are in mm. Unless otherwise shown. Do not scale

Series	A	B	C	D	E	F	G	H
3617	7.8 ⁺⁰	7.8 ⁺⁰	3.5±0.2	4.0±0.2	2.5±0.2	2.6±0.2	0.6	2.0

PACKAGING

(1) Configuration



(2) Dimensions

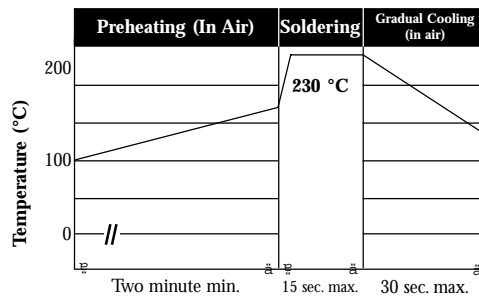
Style	A	B	C	D	G	N	T
13 - 16	330	21 ± 0.8	13	24	26 ⁺⁰	50 ⁻⁰	30.4

(3) Q'ty & G.W. per Package

Series	Inner : Reel		
	Q'ty (Pcs)	G. W. (gw)	Style
3619	1000	600	13 - 16

All dimensions are in mm. Unless otherwise shown. Do not scale

RECOMMENDED SOLDERING CONDITIONS



HOW TO ORDER

COMMON PART	PRODUCT STYLE	INDUCTANCE VALUE	TOLERANCE	PACKING STYLE
3617 - High Power SMD Wound Choke	A	See Table Above	K - ± 10%	T - Tape & Reeled