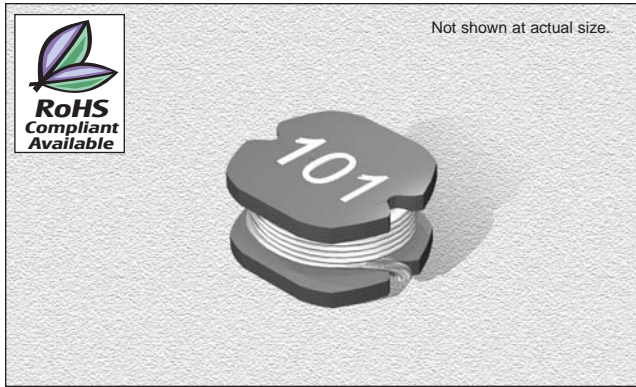


CTGS104 Series

From 10 μ H to 560 μ H



SPECIFICATIONS

Part numbers indicate available tolerance

K = $\pm 10\%$, M = $\pm 20\%$

CTGS104E Please specify "F" for RoHS Compliant

Part Number	Inductance (μ H)	L Test Freq. (.Hz)	DCR Max. (Ω)	Rated DC (A)
CTGS104_-100M	10	2.52M	0.05	2.38
CTGS104_-120M	12	2.52M	0.06	2.13
CTGS104_-150M	15	2.52M	0.07	1.87
CTGS104_-180M	18	2.52M	0.08	1.73
CTGS104_-220M	22	2.52M	0.09	1.60
CTGS104_-270M	27	2.52M	0.10	1.44
CTGS104_-330M	33	2.52M	0.12	1.26
CTGS104_-390M	39	2.52M	0.15	1.20
CTGS104_-470M	47	2.52M	0.17	1.10
CTGS104_-560K	56	2.52M	0.20	1.01
CTGS104_-680K	68	2.52M	0.22	0.91
CTGS104_-820K	82	2.52M	0.25	0.85
CTGS104_-101K	100	1.0k	0.34	0.74
CTGS104_-121K	120	1.0k	0.40	0.69
CTGS104_-151K	150	1.0k	0.54	0.61
CTGS104_-181K	180	1.0k	0.62	0.56
CTGS104_-221K	220	1.0k	0.72	0.53
CTGS104_-271K	270	1.0k	0.95	0.45
CTGS104_-331K	330	1.0k	1.10	0.42
CTGS104_-391K	390	1.0k	1.24	0.38
CTGS104_-471K	470	1.0k	1.53	0.35
CTGS104_-561K	560	1.0k	1.90	0.32

CHARACTERISTICS

Description: SMD power inductor

Applications: VTR power supplies, OA equipment, LCD televisions, PC notebooks, portable communication equipment, DC/DC converters

Operating Temperature: -30°C to +100°C

Inductance Tolerance: $\pm 10\%$, $\pm 20\%$

Testing: Inductance is tested on an HP4284A or HP4285A at specified frequency

Packaging: Tape & Reel

Marking: Marked with inductance code

Rated DC: The value of current when the inductance is 10% lower than its initial value at 0 Adc or D.C. current when at $\Delta T = 40^\circ\text{C}$ whichever is lower

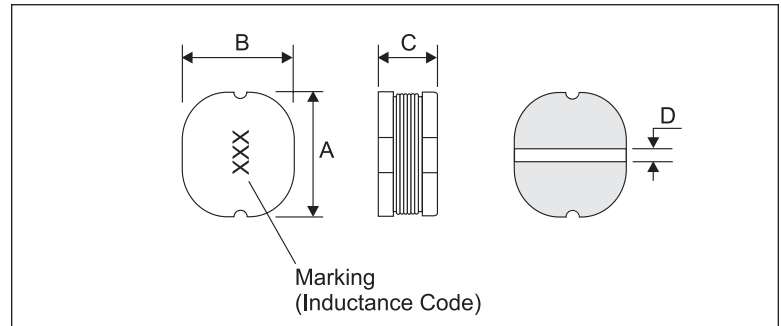
Miscellaneous: RoHS Compliant available.

Additional Information: Additional electrical & physical information available upon request

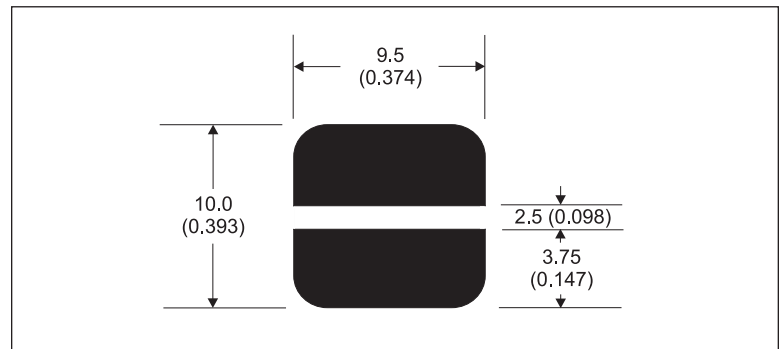
Samples available. See website for ordering information.

PHYSICAL DIMENSIONS

Size	A	B	C	D Typ.
mm	10 \pm 0.3	9 \pm 0.3	4.2 \pm 0.5	2.1
inches	0.39 \pm 0.012	0.35 \pm 0.012	0.17 \pm 0.020	0.083



PAD LAYOUT



01.14.05