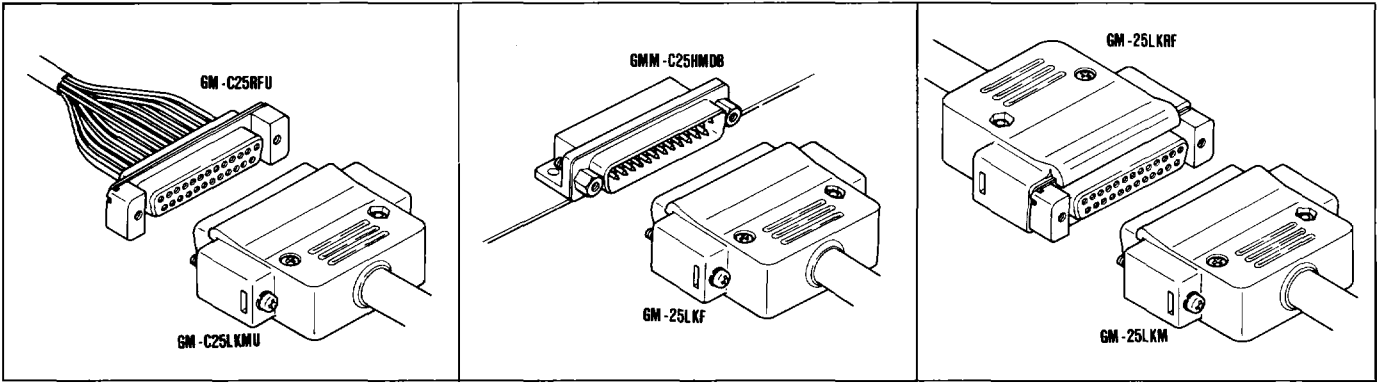
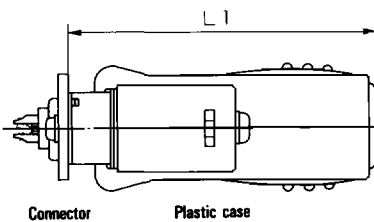
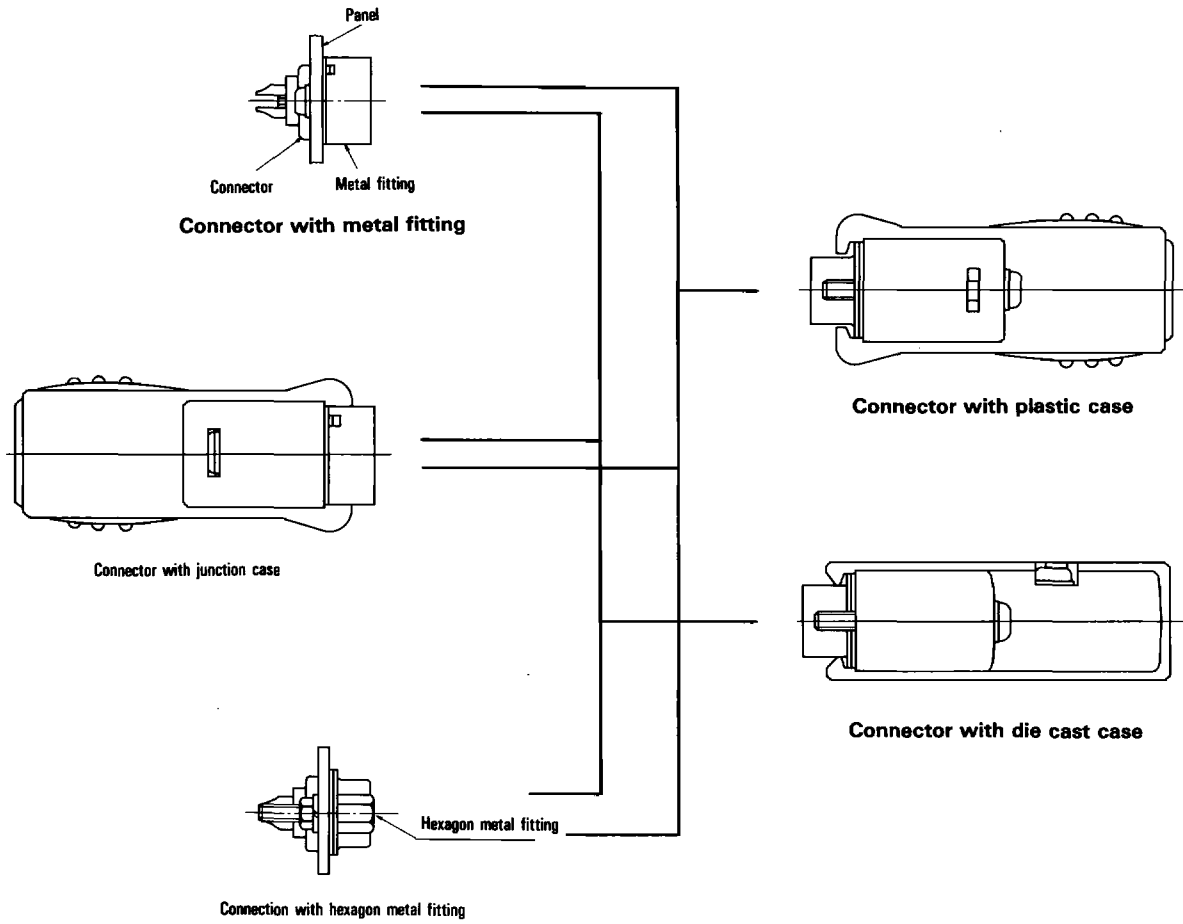


# CONNECTORS WITH SCREW LOCK

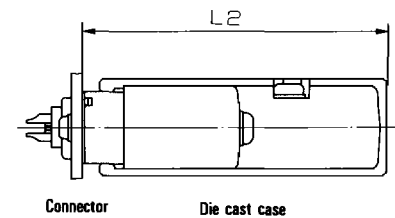


## Combination of Connectors with Screw Lock



(Reference)

9	38	43.5
15	48	47
25	51	52
37	55	—
50		



Connector with metal fitting or hexagon metal fitting  
+  
Connector with plastic case

Connector with metal fitting or hexagon metal fitting  
+  
Connector with die cast case

# CONNECTORS WITH SCREW LOCK

## ■ Ordering Information

### Connector with Standard Case

#### GM-C( )LKMU

① ② ③ ④ ⑤ ⑥


- ① **Series Prefix**  
GM, GME, GMP
- ② **Plating on Shell**  
Blank:Chromate coating over zinc plating  
C :Nickel plating
- ③ **Number of Contacts:** 9, 15, 25, 37, 50
- ④ **Case**  
L : Plastic case  
LK: Anti-EMI plated plastic case  
LD: Anti-EMI die cast case
- ⑤ **Connector Type**  
M: Solder type male connector (GM, GME Series)  
Solderless type male housing (GMP Series)  
F: Solder type female connector (GM, GME series)  
Solderless type female housing (GMP Series)
- ⑥ **Screw Size**  
Blank:M2.6  
U: No. 4-40UNC  
V: M3

### Connector with Junction Case


#### GM-C( )LKRMU

① ② ③ ④ ⑤ ⑥ ⑦


- ① **Series Prefix**  
GM, GME, GMP
- ② **Plating on Shell**  
Blank:Chromate coating over zinc plating  
C: Nickel plating
- ③ **Number of Contacts:** 9, 15, 25, 37, 50
- ④ **Case**  
L: Plastic case  
LK: Anti-EMI plated plastic case
- ⑤ **Metal Fitting**
- ⑥ **Connector Type**  
M: Solder type male connector (GM, GME Series)  
Solderless type male housing (GMP Series)  
F: Solder type female connector (GM, GME series)  
Solderless type female housing (GMP Series)
- ⑦ **Screw Size**  
Blank:M2.6  
U: No. 4-40UNC  
V: M3



GM-25LM




GM-25LKMU




GM-25LKRM



GM-25LF



GM-25LKFU



GM-25LKRF

## Connector with Metal Fitting

### GM-C( )RMU1


① ② ③ ④ ⑤ ⑥ ⑦

- ① **Series Prefix**  
GM, GME, GMF, GMP
- ② **Plating on Shell**  
Blank: Chromate coating over zinc plating  
C: Nickel plating
- ③ **Number of Contacts:** 9, 15, 25, 37, 50
- ④ **Metal Fitting**
- ⑤ **Connector Type**  
M: Solder type male connector (GM, GME Series)  
Solderless type male housing (GMP Series)  
F: Solder type female connector (GM, GME series)  
Solderless type female housing (GMP Series)  
MW: Wrapping type male connector (GM Series)  
FW: Wrapping type female connector (GM Series)  
MD: DIP type male connector (GM Series)  
FD: DIP type female connector (GM and GMF Series)  
BMDA4: Right angle A size male connector (GM Series)  
BFDA4: Right angle A size female connector (GM Series)  
BMD6: Right angle B size male connector (GM Series)  
BFDB6: Right angle B size female connector (GM Series)
- ⑥ **Metal Fitting Screw Size**  
Blank: M2.6  
U: No. 4-40UNC  
V: M3
- ⑦ **Panel Thickness**  
1: 0.5 mm to 0.9 mm  
2: 1.0 mm to 1.4 mm  
3: 1.5 mm to 1.9 mm  
4: 2.0 mm to 2.4 mm

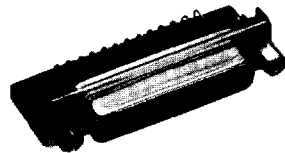
### GMM-A( )RFDA1

① ② ③ ④ ⑤ ⑥

- ① **Series Prefix**
- ② **Plating on Shell and Mounting Hole Dia.**
- ③ **Number of Contacts**
- ④ **Metal Fitting**
- ⑤ **Connector Type**
- ⑥ **Plating on Contact**



GM-25RM4




GM-25HBFDA4




GM-25HF




GMM-A25HUGDFDB




GM-25RMW4



GMM-A25RUGFDB



GM-25HMD



GMM-X25JUGDMDB

## Connector with Hexagon Metal Fitting

### GM-C( )HMU

① ② ③ ④ ⑤ ⑥

- ① **Series Prefix**  
GM, GME, GMF, GMP
- ② **Plating on Shell**  
Blank: Chromate coating over zinc plating  
C: Nickel plating
- ③ **Number of Contacts:** 9, 15, 25, 37, 50
- ④ **Hexagon Metal Fitting**  
H: For front panel mounting  
J: For mounting on 1.6mm thick rear panel
- ⑤ **Connector Type**  
M: Solder type male connector (GM, GME Series)  
Solderless type male housing (GMP Series)  
F: Solder type female connector (GM, GME series)  
Solderless type female housing (GMP Series)  
MW: Wrapping type male connector (GM Series)  
FW: Wrapping type female connector (GM Series)  
MD: DIP type male connector (GM Series)  
FD: DIP type female connector (GM and GMF Series)  
BMDA4: Right angle A size male connector (GM Series)  
BFDA4: Right angle A size female connector (GM Series)  
BMD6: Right angle B size male connector (GM Series)  
BFDB6: Right angle B size female connector (GM Series)
- ⑥ **Metal Fitting Screw Size**  
Blank: M2.6  
U: No. 4-40UNC  
V: M3

### GMM-A( )HUGDFDA1

① ② ③ ④ ⑤ ⑥ ⑦

- ① **Series Prefix**
- ② **Plating on Shell and Mounting Hole Dia.**
- ③ **Number of Contacts**
- ④ **Hexagon Metal Fitting**
- ⑤ **Earth Metal, Earth Lock Pin**
- ⑥ **Connector Type**
- ⑦ **Plating on Contact**