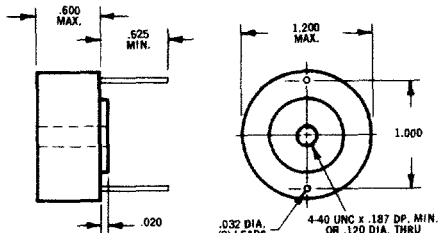


TOROIDAL INDUCTORS

TYPE PS/PF/PFC/PS



WT. 1.5 oz

TYPE PREFIX TABLE		
4-40 UNC THRU HOLE	STYLE	
PS	PSC	NO FOOT
PF	PFC	WITH FOOT

CORE NO. 59

Recommended Frequency: Up to 50 KHz.
Maximum Inductance: 5 H.
Special Core Stabilization: D, W, M, L.

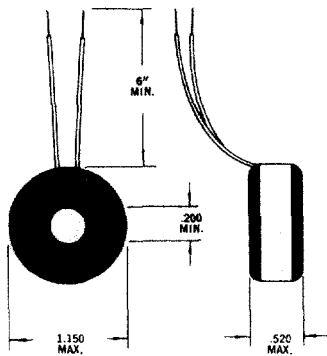
Inductance ±1% (mH)	Part Number	Typical	
		DCR* (ohms)	Distributed Capacity (pf)
3.0	59-1	0.85	50
3.6	59-2	1.17	54
4.3	59-3	1.27	56
5.0	59-4	1.67	60
6.0	59-5	1.83	64
7.2	59-6	2.00	66
8.6	59-7	2.75	68
10.0	59-8	2.97	70
12.0	59-9	3.25	74
15.0	59-10	4.45	76
17.5	59-11	4.80	78
20.0	59-12	6.64	80
24.0	59-13	7.27	82
30.0	59-14	8.13	84
36.0	59-15	11.30	84
43.0	59-16	12.30	86
50.0	59-17	13.30	88
60.0	59-18	18.50	90
72.0	59-19	20.30	92
86.0	59-20	22.20	94
100.0	59-21	30.70	96
120.0	59-22	33.60	98
150.0	59-23	48.30	100
175.0	59-24	52.10	102
200.0	59-25	55.70	104
240.0	59-26	76.90	104
300.0	59-27	86.00	106
360.0	59-28	119.00	106
430.0	59-29	130.00	108
500.0	59-30	140.00	110
600.0	59-31	188.00	112
720.0	59-32	205.00	114
860.0	59-33	225.00	116
1.00 H	59-34	306.00	118
1.20 H	59-35	335.00	120
1.50 H	59-36	472.00	124
1.75 H	59-37	510.00	126
2.00 H	59-38	709.00	130
2.40 H	59-39	777.00	136
3.00 H	59-40	868.00	140
3.60 H	59-41	1200.00	150

CORE NO. 10

Recommended Frequency: Up to 25 KHz.
Maximum Inductance: 12 H.
Special Core Stabilization: D, W, M, L.

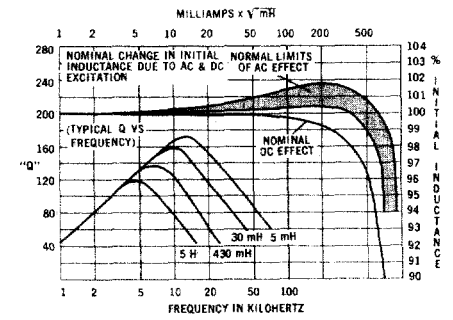
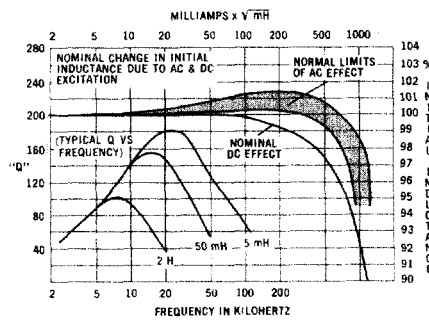
Inductance ±1% (mH)	Part Number	Typical	
		DCR* (ohms)	Distributed Capacity (pf)
5.0	10-1	0.76	50
6.0	10-2	0.83	54
7.2	10-3	1.14	56
8.6	10-4	1.25	60
10.0	10-5	1.34	64
12.0	10-6	1.79	66
15.0	10-7	2.00	68
17.5	10-8	2.71	70
20.0	10-9	2.90	74
24.0	10-10	3.17	76
30.0	10-11	4.34	78
36.0	10-12	4.75	80
43.0	10-13	6.72	82
50.0	10-14	7.25	84
60.0	10-15	7.94	84
72.0	10-16	11.00	86
86.0	10-17	12.00	88
100.0	10-18	13.00	90
120.0	10-19	18.10	92
150.0	10-20	20.20	94
175.0	10-21	21.80	96
200.0	10-22	30.00	98
240.0	10-23	32.90	100
300.0	10-24	47.20	102
360.0	10-25	51.70	104
430.0	10-26	56.50	104
500.0	10-27	76.70	106
600.0	10-28	84.10	106
720.0	10-29	116.00	108
860.0	10-30	127.00	110
1.00 H	10-31	137.00	112
1.20 H	10-32	183.00	114
1.50 H	10-33	205.00	116
1.75 H	10-34	221.00	118
2.00 H	10-35	299.00	120
2.40 H	10-36	328.00	124
3.00 H	10-37	366.00	126
3.60 H	10-38	506.00	130
4.30 H	10-39	719.00	136
5.00 H	10-40	775.00	140
6.00 H	10-41	849.00	150
7.20 H	10-42	1170.00	156
8.60 H	10-43	1610.00	160

TYPE U



WT. .82 oz.

* See page 4 for explanation of variations in DC resistance.



Mech. Tol. = ±.010 unless indicated.

WHEN ORDERING, ADD CASE PREFIX (TYPE) TO PART NUMBER.

EXAMPLE: U 59-1
CASE TYPE ——— PART NUMBER
SEE PAGE 5 FOR SPECIAL ORDERING

INDUCTORS

TOROTEL PRODUCTS INC./13402 South 71 Highway/Grandview, MO 64030/(816) 761-6314 TWX 910-777-7037

TOROIDAL INDUCTORS

CORE NO. 08

Recommended Frequency: Up to 20 KHz.
Maximum Inductance: 16 H.
Special Core Stabilization: D, W, M, L.

Inductance ±1% (mH)	Part Number	Typical	
		DCR* (ohms)	Distributed Capacity (pf)
7.2	08-1	0.80	60
8.6	08-2	0.88	64
10.0	08-3	1.19	66
12.0	08-4	1.30	68
15.0	08-5	1.77	70
17.5	08-6	1.91	74
20.0	08-7	2.04	76
24.0	08-8	2.81	80
30.0	08-9	3.14	84
36.0	08-10	4.21	86
43.0	08-11	4.60	88
50.0	08-12	4.96	90
60.0	08-13	7.03	94
72.0	08-14	7.70	96
86.0	08-15	8.42	96
100.0	08-16	11.50	98
120.0	08-17	12.60	100
150.0	08-18	14.00	104
175.0	08-19	19.30	106
200.0	08-20	20.70	106
240.0	08-21	29.10	108
300.0	08-22	32.50	110
360.0	08-23	45.70	112
430.0	08-24	50.00	114
500.0	08-25	53.90	116
600.0	08-26	74.40	118
720.0	08-27	81.50	120
860.0	08-28	89.00	124
1.00 H	08-29	121.00	126
1.20 H	08-30	133.00	128
1.50 H	08-31	148.00	130
1.75 H	08-32	196.00	134
2.00 H	08-33	209.00	136
2.40 H	08-34	229.00	140
3.00 H	08-35	324.00	144
3.60 H	08-36	355.00	146
4.30 H	08-37	489.00	150
5.00 H	08-38	527.00	154
6.00 H	08-39	751.00	160
7.20 H	08-40	823.00	166
8.60 H	08-41	938.00	168
10.00 H	08-42	1220.00	170

CORE NO. 07

Recommended Frequency: Up to 15 KHz.
Maximum Inductance: 18 H.
Special Core Stabilization: D, W, M, L.

Inductance ±1% (mH)	Part Number	Typical	
		DCR* (ohms)	Distributed Capacity (pf)
10.0	07-1	0.85	60
12.0	07-2	1.17	64
15.0	07-3	1.30	66
17.5	07-4	1.71	68
20.0	07-5	1.83	70
24.0	07-6	2.00	74
30.0	07-7	2.81	76
36.0	07-8	3.08	80
43.0	07-9	3.36	84
50.0	07-10	4.43	86
60.0	07-11	4.85	88
72.0	07-12	6.88	90
86.0	07-13	7.52	94
100.0	07-14	8.11	96
120.0	07-15	11.20	96
150.0	07-16	12.60	98
175.0	07-17	13.60	100
200.0	07-18	18.50	104
240.0	07-19	20.20	106
300.0	07-20	29.00	106
360.0	07-21	31.80	108
430.0	07-22	44.70	110
500.0	07-23	48.10	112
600.0	07-24	52.70	114
720.0	07-25	57.80	116
860.0	07-26	79.60	118
1.00 H	07-27	85.80	120
1.20 H	07-28	119.00	124
1.50 H	07-29	132.00	126
1.75 H	07-30	143.00	128
2.00 H	07-31	187.00	130
2.40 H	07-32	205.00	134
3.00 H	07-33	229.00	136
3.60 H	07-34	317.00	140
4.30 H	07-35	347.00	144
5.00 H	07-36	471.00	146
6.00 H	07-37	516.00	150
7.20 H	07-38	735.00	154
8.60 H	07-39	803.00	160
10.00 H	07-40	866.00	166
12.00 H	07-41	1200.00	170

CORE NO. 05

Recommended Frequency: Up to 5 KHz.
Maximum Inductance: 25 H.
Special Core Stabilization: L.

Inductance ±1% (mH)	Part Number	Typical	
		DCR* (ohms)	Distributed Capacity (pf)
15.0	05-1	0.85	70
17.5	05-2	1.15	74
20.0	05-3	1.23	76
24.0	05-4	1.34	80
30.0	05-5	1.83	84
36.0	05-6	2.00	86
43.0	05-7	2.74	88
50.0	05-8	2.96	90
60.0	05-9	3.24	92
72.0	05-10	4.34	94
86.0	05-11	4.74	96
100.0	05-12	6.62	100
120.0	05-13	7.25	104
150.0	05-14	8.11	106
175.0	05-15	11.10	108
200.0	05-16	11.80	110
240.0	05-17	13.00	112
300.0	05-18	18.50	114
360.0	05-19	20.20	116
430.0	05-20	22.10	118
500.0	05-21	30.60	120
600.0	05-22	33.50	124
720.0	05-23	47.20	126
860.0	05-24	51.60	130
1.00 H	05-25	55.60	134
1.20 H	05-26	76.70	136
1.50 H	05-27	85.80	138
1.75 H	05-28	117.00	140
2.00 H	05-29	125.00	144
2.40 H	05-30	137.00	146
3.00 H	05-31	187.00	150
3.60 H	05-32	205.00	154
4.30 H	05-33	224.00	156
5.00 H	05-34	305.00	160
6.00 H	05-35	334.00	164
7.20 H	05-36	366.00	166
8.60 H	05-37	504.00	168
10.00 H	05-38	707.00	170
12.00 H	05-39	775.00	174
15.00 H	05-40	866.00	180
17.50 H	05-41	1180.00	186
20.00 H	05-42	1590.00	190

* See page 4 for explanation of variations in DC resistance.

