


USB Series "B" Connectors CAM-B89 · B90 Series

FEATURES

1. Connector conforming to the USB interface.
2. Socket type CAM-B89, B90 Series being interfit with IAM-B88 Series.
3. Supports a strong mechanical load to prevent terminal damage or bad contacts. (CAM-B89)



HOW TO ORDER

1. CAM-B89

B89-004-2502A

1 2 3

- 1 Series No.
- 2 No. of contacts (004 : 4pins)
- 3 Running No. assigned by us

2. CAM-B90

B90-004-2842A

1 2 3

- 1 Series No.
- 2 No. of contacts (004 : 4pins)
- 3 Running No. assigned by us

SPECIFICATIONS

ELECTRICAL CHARACTERISTICS

Rated Voltage	30V AC (rms)
Rated Current	1A max. /1terminal (Signal only)
Withstanding Voltage	750V AC (rms) 1minute
Insulation Resistance	1000MΩ min. (at 500V DC)
Contact Resistance	30mΩ max.

MECHANICAL CHARACTERISTICS

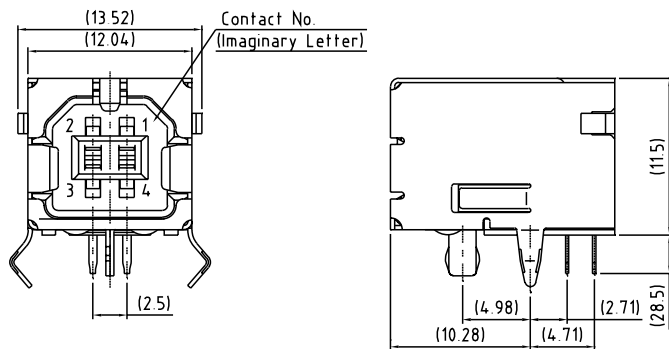
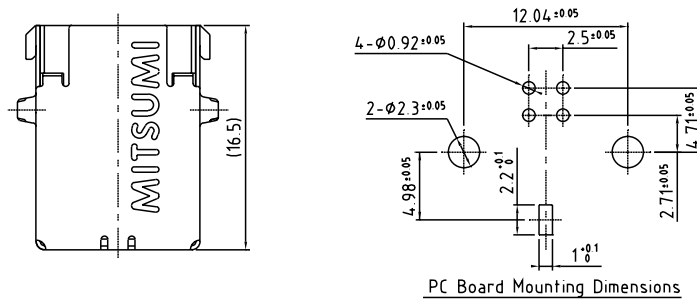
Life (Matching Cycle)	1,500
-----------------------	-------

MATERIAL & FINISH

Component Parts	Material	Finish
Housing	PBT resin	—
Contact	Copper Alloy	Gold plating
Shell	Copper Alloy	Solder plating

DIMENSIONS

CAM-B89 Series



CAM-B90 Series

