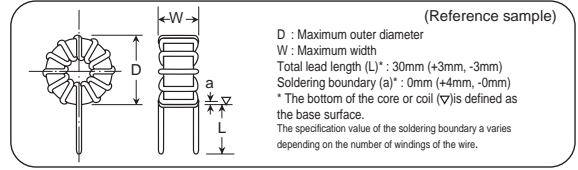


New!

BM Series



◆ MAJOR USES

- For switching mode power supplies.
- For DC-DC converter.
- For normal mode line filter.

◆ FEATURES

- Miniaturization in comparison with TM series coils.
- High inductance in low load current.
- Low leakage flux due to gap-less structure.

◆ GENERAL SPECIFICATION

P/N	Rated current A	Inductance (200kHz)		D.C.R. mΩ (max)	Winding*2 mmφ×lines-turns	Outside dimension	
		O[A] <sup>1</sup> (μH)	Rating (μH)			D (mm)	W (mm)
BM03421X6	3	1125	420	130	0.8×1p - 80T	29.0	17.5
BM05161X6	5	360	160	55	1.0×1p - 48T	29.0	18.0
BM08600X6	8	140	60	20	0.9×2p - 30T	29.0	18.0
BM10300X6	10	62	30	11	1.0×2p - 20T	29.0	18.0
BM15150X6	15	35	15	6	1.0×3p - 15T	29.5	18.5
BM20100X6	20	23	10	4	1.0×4p - 12T	29.5	18.5
BM25060X6	25	13	6	2	1.2×4p - 9T	30.0	19.0
BM03551X7	3	1445	550	150	0.8×1p - 90T	32.5	18.0
BM05201X7	5	465	200	60	1.0×1p - 54T	32.0	18.0
BM08800X7	8	180	80	23	0.9×2p - 34T	32.5	18.5
BM10500X7	10	115	50	16	1.0×2p - 27T	32.5	18.0
BM15270X7	15	62	27	8	1.0×3p - 20T	33.0	19.0
BM20150X7	20	35	15	5	1.2×3p - 15T	33.5	20.0
BM25090X7	25	22	9	3	1.2×4p - 12T	33.5	21.0
BM30070X7	30	16	7	3	1.3×4p - 10T	34.5	21.0
BM03801X8	3	1800	800	185	0.8×1p - 88T	33.0	24.5
BM05351X8	5	840	350	85	1.0×1p - 60T	34.0	24.5
BM08121X8	8	285	120	30	1.3×1p - 35T	34.0	24.5
BM10750X8	10	170	75	17	1.1×2p - 27T	34.0	25.5
BM15350X8	15	84	35	9	1.3×2p - 19T	34.5	25.0
BM20210X8	20	52	21	6	1.2×3p - 15T	34.0	26.0
BM25130X8	25	32	13	4	1.2×4p - 12T	35.0	26.0
BM30090X8	30	23	9	3	1.3×4p - 10T	35.5	27.0
BM03122XR	3	2800	1200	155	1.0×1p - 100T	41.5	26.5
BM05481XR	5	1055	480	100	1.1×1p - 70T	41.0	25.5
BM08191XR	8	435	190	40	1.3×1p - 45T	41.5	25.5
BM10121XR	10	265	120	22	1.1×2p - 35T	40.5	26.0
BM15570XR	15	134	57	13	1.3×2p - 25T	41.5	26.0
BM20310XR	20	70	31	7	1.2×3p - 18T	42.0	26.0
BM25200XR	25	47	20	5	1.2×4p - 15T	41.5	26.0
BM30140XR	30	31	14	4	1.3×4p - 12T	42.0	27.0

\*1 The inductance at current 0 [A] indicates the reference value.

\*2 The number of turns indicates the reference value. The specification of the inductance takes precedence over that of the number of turns.

The coils of the lying type are also provided for all the items listed in the table above. For a coil of the type, symbol E should be added to the end of the part number shown in the table (e.g. BM05201X7E).

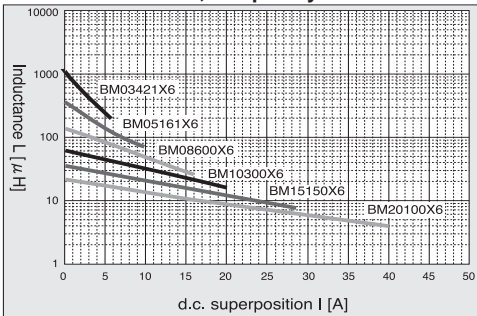
The coils of the pedestal attachment type are also provided for the items with symbol ● in the table above. For a coil of the type, symbol D should be added to the end of the part number shown in the table (e.g. BM05201X7D).

The items preceded by symbol © include two types, of the depth type with pedestal and the bed type with pedestal. To order the item of the depth or bed type, add D or B at the end of the item name respectively, as shown in the examples below: (BM05201X7D) for the depth type with pedestal) (BM05201X7B) for the bed type with pedestal)

\*Order the auxiliary pins separately if they are required for the pedestal.

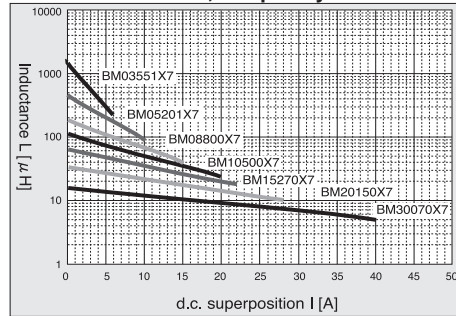
◆ dc-current pre-loadability (1) <Example>

● Core : B221310N, Frequency : 200kHz



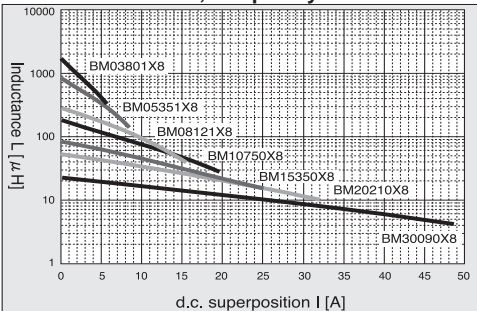
◆ dc-current pre-loadability (2) <Example>

● Core : B251510N, Frequency : 200kHz



◆ dc-current pre-loadability (3) <Example>

● Core : B251515N, Frequency : 200kHz



◆ dc-current pre-loadability (4) <Example>

● Core : B322015N, Frequency : 200kHz

