

APPLICATIONS

- ✓ High Frequency Data Lines
- ✓ RS-232 & RS-422 Interface Networks
- ✓ Ethernet - 10/100 Base T
- ✓ Computer I/O Ports

IEC COMPATIBILITY (EN61000-4)


- ✓ 61000-4-2 (ESD): Air - 15kV, Contact - 8kV
- ✓ 61000-4-4 (EFT): 40A - 5/50ns
- ✓ 61000-4-5 (Surge): 12A, 8/20 μ s Level 1(Line-Ground) & Level 2(Line-Line)

FEATURES

- ✓ 500 Milliwatt Continuous Power Dissipation
- ✓ ESD Protection > 40 kilovolts
- ✓ Monolithic Design
- ✓ Provides Protection for 7-10 I/O Lines
- ✓ Working Voltage > 50 Volts
- ✓ Low Leakage Current < 0.1 μ A
- ✓ Ultra Low Capacitance: 5pF Per Diode
- ✓ RoHS Compliant

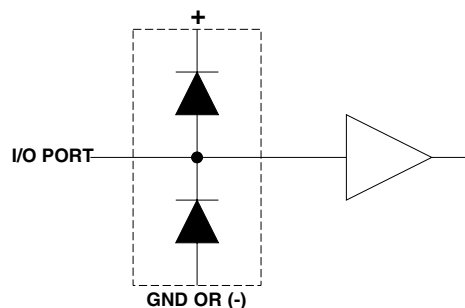
MECHANICAL CHARACTERISTICS

- ✓ Molded JEDEC SO-14 Package
- ✓ Weight 0.15 grams (Approximate)
- ✓ Available in Lead-Free Pure-Tin Plating(Annealed)
- ✓ Solder Reflow Temperature:
Pure-Tin - Sn, 100: 260-270°C
- ✓ Consult Factory for Leaded Device Availability
- ✓ Flammability Rating UL 94V-0
- ✓ 16mm Tape and Reel Per EIA Standard 481
- ✓ Marking: Logo, Part Number, Date Code & Pin One Defined By Dot on Top of Package



SO-14

PIN CONFIGURATION



MMAD SERIES

DEVICE CHARACTERISTICS

MAXIMUM RATINGS @ 25°C Unless Otherwise Specified

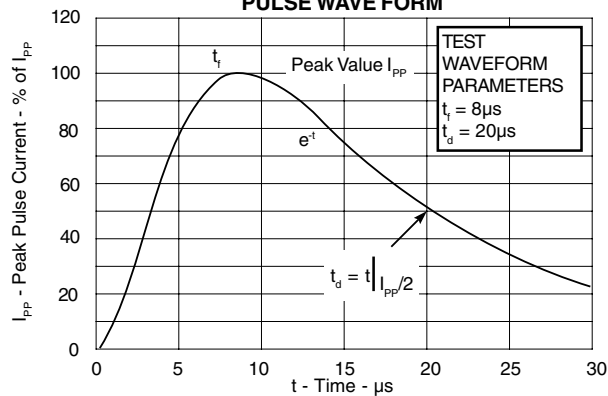
PARAMETER	SYMBOL	VALUE	UNITS
Continuous Power Dissipation	P_{PK}	500	Milliwatts
Continuous Forward Current (Single Diode)	I_P	400	mA
Repetitive Peak Forward Current @ $t_p = 5\mu s$, $F = 50kHz$	I_{FRM}	700	mA
Operating Temperature	T_A	-55 to 150	°C
Storage Temperature	T_{STG}	-55 to 150	°C

ELECTRICAL CHARACTERISTICS PER LINE @ 25°C Unless Otherwise Specified

PART NUMBER	REPETITIVE PEAK REVERSE VOLTAGE @ 10 μA V_{RRM} VOLTS	MAXIMUM FORWARD PEAK PULSE CURRENT @ 8/20 μs I_{FM} AMPS	MAXIMUM FORWARD VOLTAGE @ 100mA V_F VOLTS	MAXIMUM REVERSE LEAKAGE CURRENT V_{RRM} @ 40V I_R μA	MAXIMUM CAPACITANCE (Per Diode) @ 4V, 1MHz C_J pF
See Note 1	50	12	1.2	0.1	5

Note 1: Device types include: MMAD130, MMAD1103, MMAD1105, MMAD1106, MMAD1107 and MMAD1109. Electrical characteristics apply to all device types.

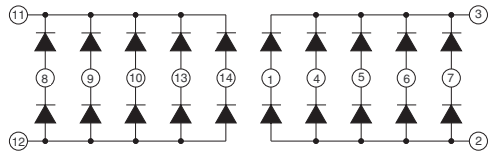
**FIGURE 1
PULSE WAVE FORM**



MMAD SERIES

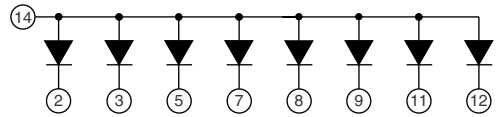
PIN CONFIGURATIONS

MMAD130



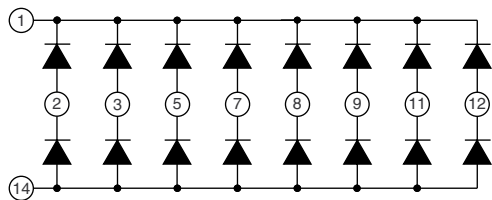
**DUAL 10 DIODE ARRAY
10 LINES OF PROTECTION**

MMAD1106



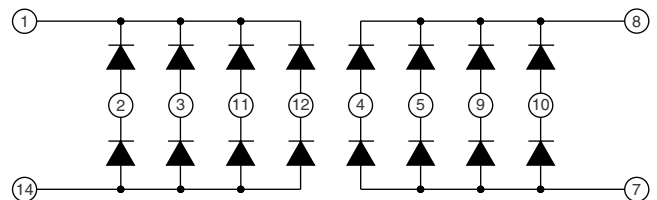
**8 DIODE COMMON ANODE ARRAY
NC PIN 1, 4, 6, 10 & 13
8 LINES OF PROTECTION**

MMAD1103



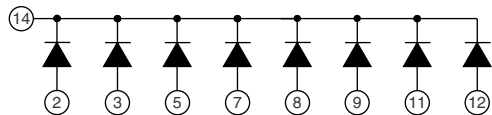
**16 DIODE ARRAY
NC PINS 4, 6, 10 & 13
8 LINES OF PROTECTION**

MMAD1107



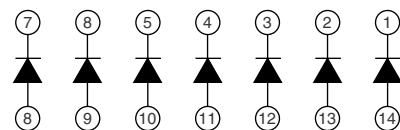
**DUAL 8 DIODE ARRAY
NC PINS 6 & 13
8 LINES OF PROTECTION**

MMAD1105



**8 DIODE COMMON CATHODE ARRAY
NC PINS 1, 4, 6, 10 & 13
8 LINES OF PROTECTION**

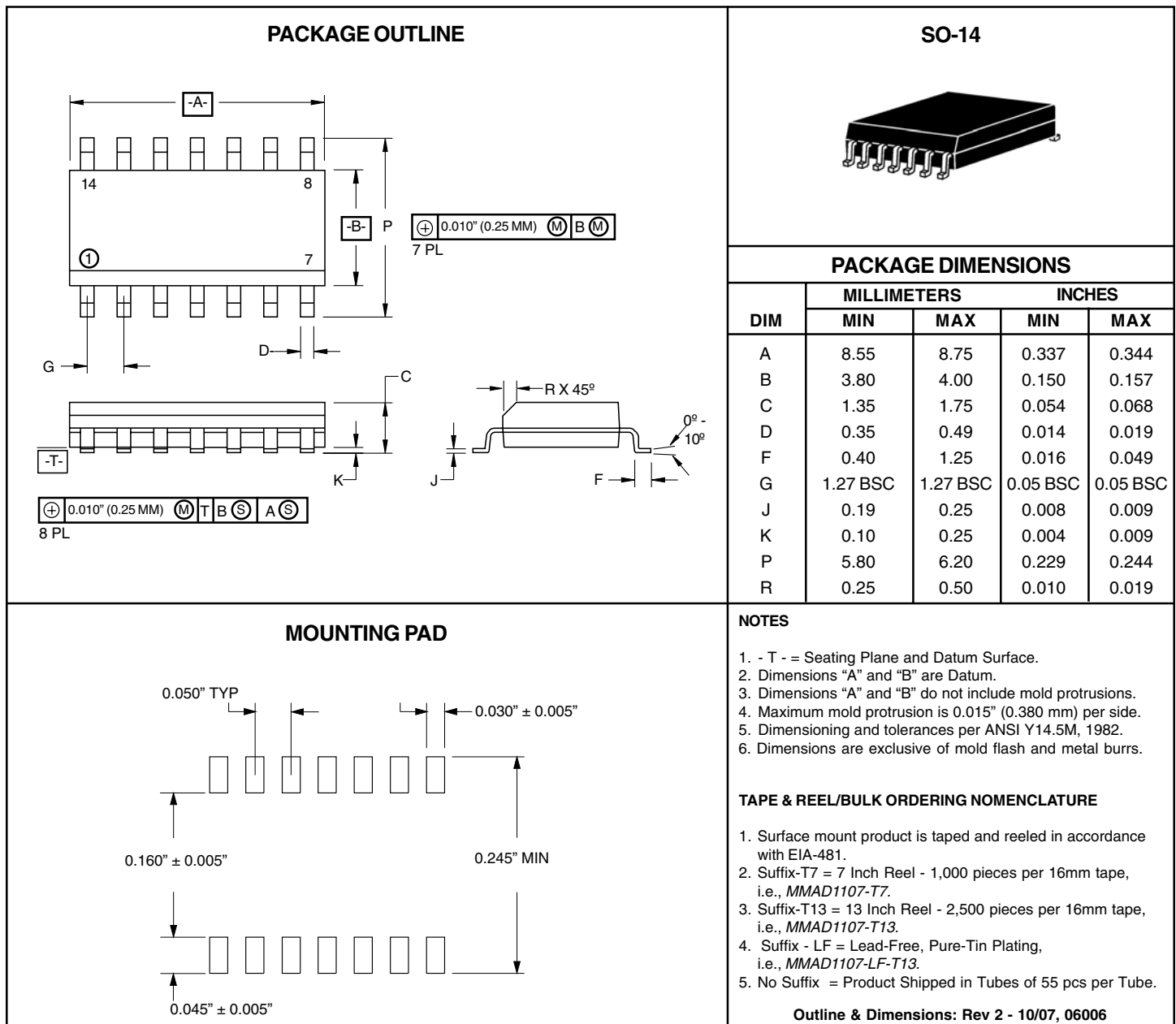
MMAD1109



**7 ISOLATED DIODE ARRAY
(INDEPENDENT)
7 LINES OF PROTECTION**

MMAD SERIES

SO-14 PACKAGE OUTLINE & DIMENSIONS



COPYRIGHT © ProTek Devices 2007

SPECIFICATIONS: ProTek reserves the right to change the electrical and or mechanical characteristics described herein without notice (except JEDEC).

DESIGN CHANGES: ProTek reserves the right to discontinue product lines without notice, and that the final judgement concerning selection and specifications is the buyer's and that in furnishing engineering and technical assistance, ProTek assumes no responsibility with respect to the selection or specifications of such products.

ProTek Devices
 2929 South Fair Lane, Tempe, AZ 85282
 Tel: 602-431-8101 Fax: 602-431-2288
 E-Mail: sales@protekdevices.com
 Web Site: www.protekdevices.com