



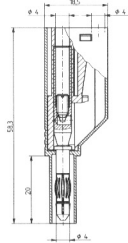

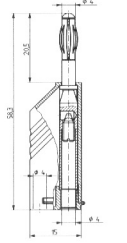

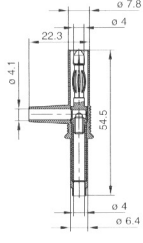

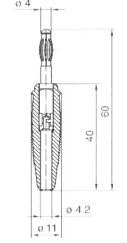

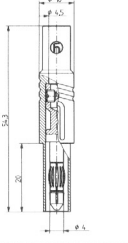

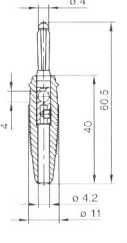

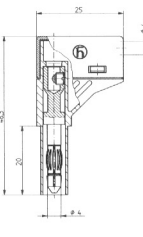

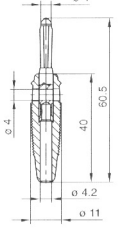
Plugs



Product description


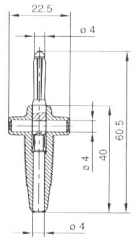

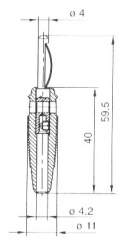

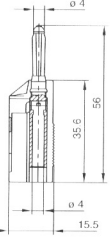

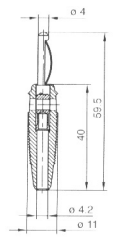

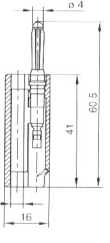

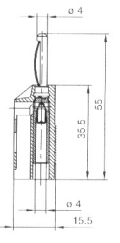

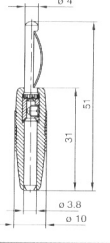

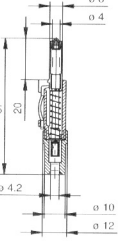

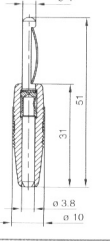

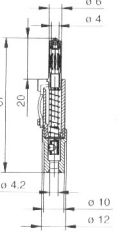
Plugs and connectors permit users to assemble their own measuring and testing leads. A variety of contact-making and connecting systems offer the ideal solution for every application. Safety plugs with screw connectors comply with IEC 1010 and can be used for voltages up to 1000 V. Connectors permit the assembly of extensions and connecting leads. All the products are simply plugged, screwed or soldered

together without the need for specialised tools.

*System Article type	Technical Data	Order no. Colour	*System Article type	Technical Data	Order no. Colour
 LAS S WS	 20 A screw connection up to 1.5 mm ²	934 099-100 ● 934 099-101 ● 934 099-102 ● 934 099-103 ● 934 099-104 ●	 LAS N WS	 20 A screw connection up to 1.5 mm ²	934 100-100 ● 934 100-101 ● 934 100-102 ● 934 100-103 ● 934 100-104 ●
 SLS 2000 SH	 25 A screw connection up to 2.5 mm ²	972 320-100 ● 972 320-101 ●	 LAS 30	 20 A solder contact up to 1.5 mm ²	972 518-100 ● 972 518-101 ●
 LAS S G	 20 A screw connection max. 1.5 mm ²	934 097-100 ● 934 097-101 ● 934 097-102 ● 934 097-103 ● 934 097-104 ●	 BUELA 20 K	 16 A screw connection max. 1.5 mm ²	930 726-100 ● 930 726-101 ● 930 726-102 ● 930 726-103 ● 930 726-104 ●
 LAS S W	 20 A screw connection up to 1.5 mm ²	934 098-100 ● 934 098-101 ● 934 098-102 ● 934 098-103 ● 934 098-104 ●	 BUELA 30 K	 30 A solder contact max. 2.5 mm ²	930 727-100 ● 930 727-101 ● 930 727-102 ● 930 727-103 ● 930 727-104 ●


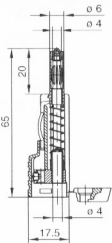

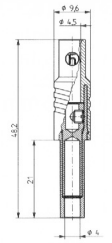

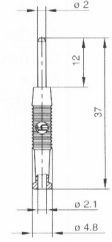

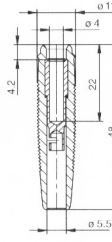

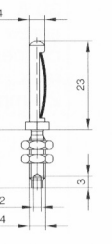

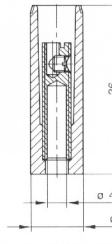

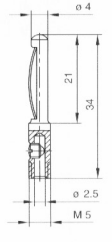

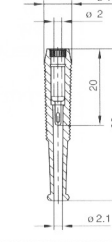

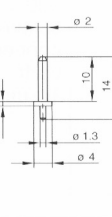

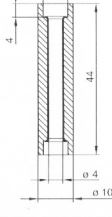
* System: (64) = 0.64 mm system / (2) = 2 mm system / (4) = 4 mm system / (●) = 4 mm safety system / (↔) = 4 mm sliding sleeve system



*System Article type	Technical Data	Order no. Colour	*System Article type	Technical Data	Order no. Colour
(4)  BUELA 300 K		30 A solder contact max. 2.5 mm ² 931 667-100 ● 931 667-101 ● 931 667-102 ● 931 667-103 ● 931 667-104 ●	(4)  VQ 20		16 A screw connection max. 1.5 mm ² 930 058-100 ● 930 058-101 ● 930 058-102 ● 930 058-103 ● 930 058-104 ●
(4)  BSB 20 K		30 A screw connection max. 2.5 mm ² 930 729-100 ● 930 729-101 ● 930 729-102 ● 930 729-103 ● 930 729-104 ●	(4)  VQ 30		30 A solder contact max. 2.5 mm ² 930 061-100 ● 930 061-101 ● 930 061-102 ● 930 061-103 ● 930 061-104 ●
(4)  BSB 300		16 A solder contact max. 1.5 mm ² 931 294-100 ● 931 294-101 ●	(4)  VSB 20		30 A screw connection max. 2.5 mm ² 930 435-100 ● 930 435-101 ● 930 435-102 ● 930 435-103 ● 930 435-104 ●
(4)  VON 20		16 A screw connection max. 1.5 mm ² 930 046-100 ● 930 046-101 ● 930 046-102 ● 930 046-103 ● 930 046-104 ●	(↔)  SLS 10 B		30 A 60 V DC 931 824-100 ● 931 824-101 ●
(4)  VON 30		30 A solder contact max. 2.5 mm ² 930 047-100 ● 930 047-101 ● 930 047-102 ● 930 047-103 ● 930 047-104 ●	(↔)  SLS 20 B		16 A 300 V screw connection up to 1.5 mm ² 931 825-100 ● 931 825-101 ●


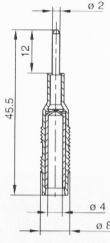

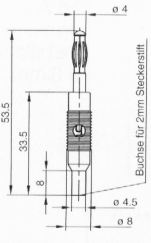

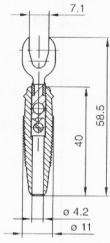
* System: (64) = 0.64 mm system / (2) ≙ 2 mm system / (4) ≙ 4 mm system / (●) ≙ 4 mm safety system / (↔) ≙ 4 mm sliding sleeve system

Plugs

*System Article type	Technical Data	Order no. Colour	*System Article type	Technical Data	Order no. Colour
 <p>SLS 200</p>	 <p>30 A 300 V screw connection up to 2.5 mm²</p>	<p>932 153-100 ●</p> <p>932 153-101 ●</p>	 <p>KUN S</p>	 <p>16 A solder contact up to 2.5 mm²</p>	<p>934 096-100 ●</p> <p>934 096-101 ●</p> <p>934 096-102 ●</p> <p>934 096-103 ●</p> <p>934 096-104 ●</p>
 <p>MST 3</p>	 <p>6 A solder contact</p>	<p>973 509-100 ●</p> <p>973 509-101 ●</p> <p>973 509-102 ●</p> <p>973 509-103 ●</p> <p>973 509-104 ●</p> <p>973 509-106 ●</p>	 <p>KUN 30</p>	 <p>16 A solder contact up to 2.5 mm²</p>	<p>931 804-100 ●</p> <p>931 804-101 ●</p> <p>931 804-102 ●</p> <p>931 804-103 ●</p> <p>931 804-104 ●</p>
 <p>VST 20</p>	 <p>16 A solder contact max. 2 mm²</p>	<p>930 050-000 ●</p>	 <p>KUN 10</p>	 <p>16 A screw connection up to 1.5 mm²</p>	<p>930 189-100 ●</p> <p>930 189-101 ●</p>
 <p>VST 100</p>	 <p>16 A screw connection max. 1.5 mm²</p>	<p>930 581-000 ●</p>	 <p>MKU 1</p>	 <p>6 A</p>	<p>930 320-100 ●</p> <p>930 320-101 ●</p>
 <p>MST 201</p>	 <p>6 A</p>	<p>931 338-001 ●</p>	 <p>KD 10</p>	 <p>10 A</p>	<p>930 109-100 ●</p> <p>930 109-101 ●</p>

* System: (64) = 0.64 mm system / (2) ≙ 2 mm system / (4) ≙ 4 mm system / (●) ≙ 4 mm safety system / (↔) ≙ 4 mm sliding sleeve system



*System Article type	Technical Data	Order no. Colour	Notes
(2) (4)  MZS 2		6 A 973 600-100 ● 973 600-101 ●	
(4) (2)  MZS 4		6 A 973 599-100 ● 973 599-101 ●	
 KB 2		30 A max. 2.5 mm ² 930 584-100 ● 930 584-101 ●	

* System: (64) = 0.64 mm system / (2) ≙ 2 mm system / (4) ≙ 4 mm system / ● ≙ 4 mm safety system / ↔ ≙ 4 mm sliding sleeve system