samtec

IDP–316–T

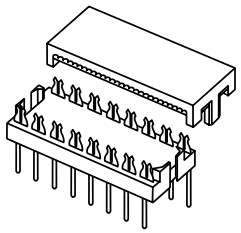

IDC CABLE PLUGS IDCP, IDP & CB SERIES

Mates with:
IC, ICO, ICA, ICH

Specifications: IDCP

Insulation Material:
Black Glass Filled Polyester
Flammability Rating:
UL 94V-O
Insulation Resistance:
5000 megohm @ 500 VDC
Temperature Range:
-65°C to +80°C
Withstanding Voltage:
1000 VRMS @ 60 Hz
Terminal:
Phosphor Bronze
Plating:
Au or Sn over 75µ" Ni
Current Rating:
1 amp continuous @ 100 VDC per contact
Wire:
28 AWG 7/36 Stranded Tinned Copper

Note:
IDCP Series assemblies are non-standard, non-returnable.

IDCP – **NO. OF PINS** – **END ASSEMBLY** – **ASSEMBLED LENGTH** – **OPTION #1** – **OPTION #2**

=Cable Plug Assembly

NO. OF PINS	A	B	C
–14	(19,81) .780	(10,16) .400	(7,62) .300
–16	(22,35) .880	(10,16) .400	(7,62) .300
–24	(32,51) 1.280	(17,78) .700	(15,24) .600
–40	(52,83) 2.080	(17,78) .700	(15,24) .600

See drawing below

–14
–16
–24
–40

–S =Single End

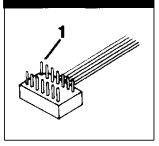

–D =Double End

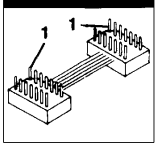

Specify Assembled Length

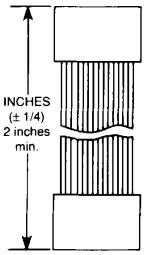

–T =Tin Plating

Standard plating is selective gold over BeCu contact. For tin plating specify –T.

–G =Gray Cable

Standard cable is color coded Gray cable has one red edge.

–SR1 =Side Reverse 1

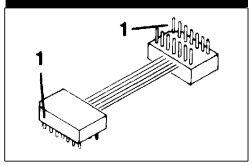

–SR2 =Side Reverse 2

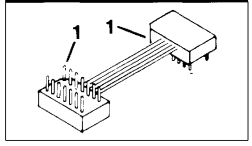

–ST"X" =Strip & Tin

Specify Suffix from table
All dimensions ±1/16"

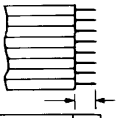

–ST8	1/8"
–ST4	1/4"
–ST2	1/2"
–ST3	3/8"

Specifications: IDP

Insulation Material:
Black Glass Filled Polyester
Flammability Rating:
UL 94V-O
Insulation Resistance:
5000 megohm @ 500 VDC
Temperature Range:
-65°C to +125°C
Withstanding Voltage:
1000 VRMS @ 60 Hz
Terminal:
Phosphor Bronze
Plating:
Au or Sn over 75µ" Ni
Current Rating:
1 amp continuous @ 100 VDC per contact

Note:
Some sizes, styles and options are non-standard, non-returnable.

IDP – **ROW SPACE & NUMBER OF PINS** – **PLATING OPTION**

=Plug only

First digit indicates row spacing. Second two digits indicate number of contacts.
–3 = .300" row spacing (14 & 16 contacts)
–6 = .600" row spacing (24 & 40 contacts)

–314
–316
–624
–640

–G =Gold
–T = Tin

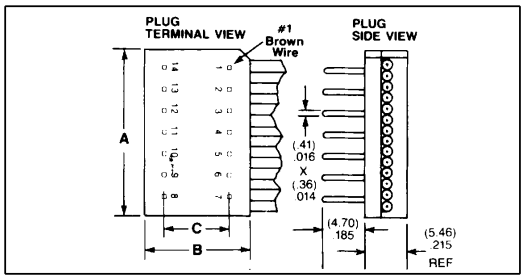

CABLE

Part No.	No. Conductors	Type
CB-14-28-7/36-050-CC	14	Color Coded
CB-16-28-7/36-050-CC	16	Color Coded
CB-24-28-7/36-050-CC	24	Color Coded
CB-40-28-7/36-050-CC	40	Color Coded
CB-14-28-7/36-050-G	14	Gray
CB-16-28-7/36-050-G	16	Gray
CB-24-28-7/36-050-G	24	Gray
CB-40-28-7/36-050-G	40	Gray

CONDUCTOR:
28 AWG 7/36 copper wire
TEMPERATURE RATING:
-65° to 125°C

SAMTEC USA • Tel: 1-800-SAMTEC-9 or 812-944-6733 • Fax: 812-948-5047 **SAMTEC UK** • Tel: 01236 739292 • Fax: 01236 727113 **SAMTEC ASIA PACIFIC** • Tel: 65-745-5955 • Fax: 65-841-1502
SAMTEC GERMANY • Tel: +49 (0) 89 / 89460-0 • Fax: +49 (0) 89 / 89460-299 **SAMTEC FRANCE** • Tel: 01 60 95 06 60 • Fax: 01 60 95 06 61 **SAMTEC ITALY** • Tel: 39 039 6890337 • Fax: 39 039 6890315
SAMTEC JAPAN • Tel: 81-424-42-8318 • Fax: 81-424-42-8319 **SAMTEC CHINA** • Tel: 86-21-5385-4089 • Fax: 86-21-5385-4047 **SAMTEC TAIWAN** • Tel: (02) 2395-1677 • Fax: (02) 2395-1689
Due to technical progress, all designs, specifications and components are subject to change without notice.