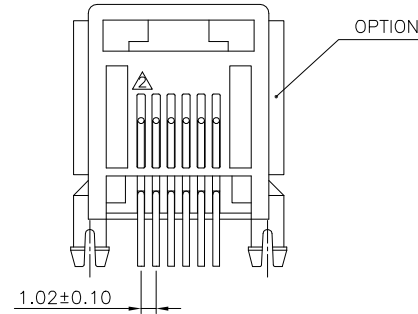
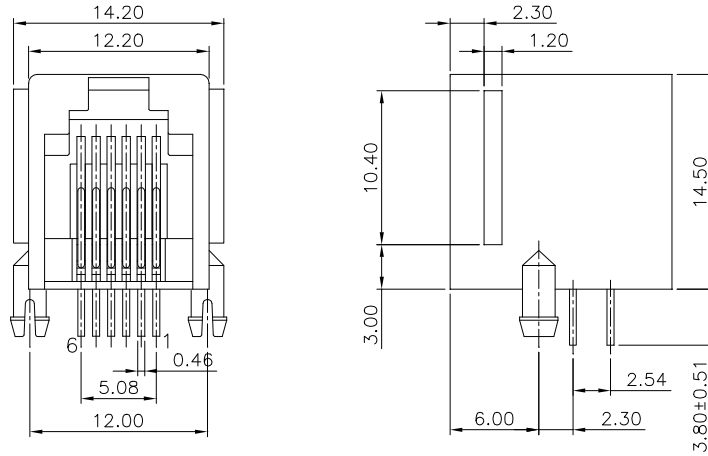


REVISION RECORD				
REV	ECO	DESCRIPTION	DRFT	CHKD
△		Drawing modify	WLO 12/28/98	
△		Drawing modify	xlf 3/10/04	
△		ADD PART NO	LUXIN 11/26/04	
△		ADD PART NO	LUXIN 01/26/05	



**NOTES:**

**ELECTRICAL:**

- VOLTAGE RATING : 125 VAC RMS.
- CURRENT RATING : 1.5 AMP.
- CONTACT RESISTANCE : 30 MILLIOHMS MAX.
- INSULATION RESISTANCE: 1000 MEGOHMS MIN @ 500 VDC.
- DIELECTRIC STRENGTH : 1000 VAC RMS 60Hz, 1MIN.

**MECHANICAL:**

- HOUSING MATERIAL : PBT OR FR52.
- CONTACT MATERIAL : PHOSPHOR BRONZE  $\phi$ 0.46mm.
- PLATING : GOLD PLATING OVER NICKEL.
- OPERATING LIFE : 750 CYCLES MIN.
- PCB RETENTION PRE-SOLDER : 1 LB MIN.
- PCB RETENTION POST-SOLDER: 10 LBS MIN.

**ENVIRONMENTAL:**

- STORAGE : -40°C TO +85°C.
  - OPERATION: 0°C TO 70°C.
- MATES WITH MODULAR PLUG CONFORMING TO FCC PART 68, SUBPART F.

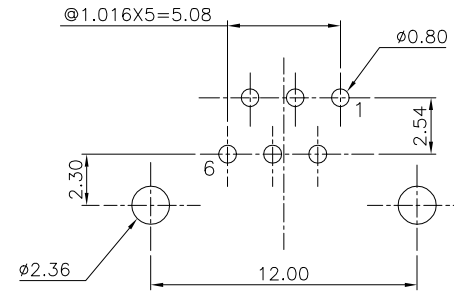
CUL FILE NO. E163191

△ PART NUMBER: E556X-00LXXX

- 2-2C
  - 4-4C
  - 6-6C
  - 0-Black
  - 1-Gray
  - F-CREAM
  - M-PBT IVORY
  - Q-LIGHT BLUE
  - U-W/O LOGO FR52 BK △
- 1- 3u" 2- 6u"
  - 3-15u" 4-30u"
  - 5-50u" 6-Pd 20u"
  - 1-W/Panel Stop
  - 2-W/O Panel Stop

△ PART NUMBER: E556X-00LH1X

- 2-2C
  - 4-4C
  - 6-6C
- 1- 3u" 2- 6u"
  - 3-15u" 4-30u"
  - 5-50u" 6-Pd 20u"
  - PBT GREEN W/Panel Stop



PC Board Layout Component Side Shown

△ LEAD FREE PART NUMBER: E5566-00LU1X-L  
 1- 3u" 2- 6u"  
 3-15u" 4-30u"  
 5-50u" 6-Pd 20u"

DETACHED LISTS	MM (INCH)		DFTO Christ	DATE 5/23/01	FULL RISE ELECTRONIC CO., LTD
	TOLERANCES EXCEPT AS NOTED		CHKD SAMMY	DATE 2005/2/2	
			MFO	DATE	
			APPVLLUSHENG	DATE 2005/2/3	
MM			MATERIAL :		TITLE SIDE ENTRY L/P PCB JACK
.00 ±0.20 ±			QT'Y :		
.00 ±0.15 ±			FINISH :		DRAWING NO. GE553007
.000 ±0.075 ±			SCALE : 3 : 1		/PART NO. SEE NOTE
ANGLES ±			DO NOT SCALE DRAWING		SIZE A3
THIRD ANGLE PROJECTION			SHEET X OF Y		REV 4