

REVISION G

TABLE 4		
END TO END	"L"	
DV TO DV	1.101	[27.98]
DV TO EM (-TEX)	.951	[24.15]
DV TO EM (-SEX)	.926	[23.51]
EM (-TEX) TO EM (-TEX)	.800	[20.32]
EM (-TEX) TO EM (-SEX)	.775	[19.69]
EM (-SEX) TO EM (-SEX)	.750	[19.05]
DV-N TO DV-N	.959	[24.36]
DV-N TO EM-N (-TEX)	.880	[22.35]
DV-N TO EM-N (-SEX)	.855	[21.72]

FIG. 1
VERTICAL
(MICD-038-XX.XX-STR-STR-1 SHOWN)

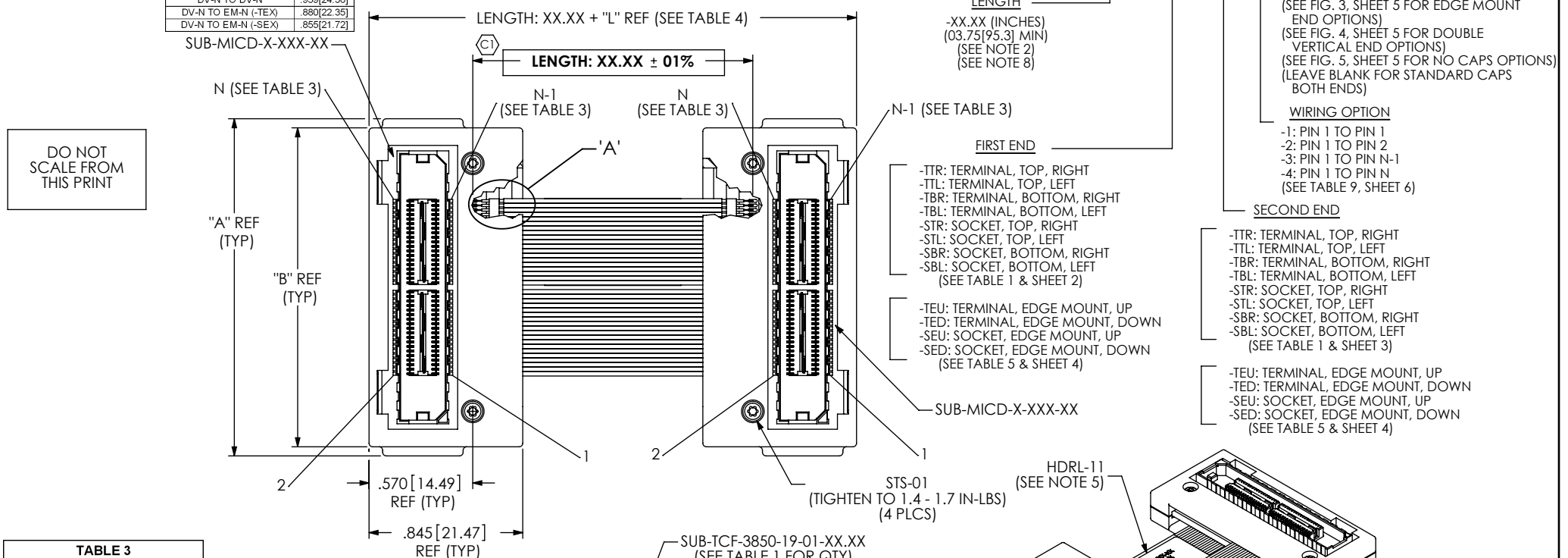


TABLE 3			
No. OF POSITIONS	N	N-1	
-019	38	37	
-038	76	75	
-057	114	113	
-076	152	151	
-095	190	189	

- NOTES:
1. REPRESENTS A CRITICAL DIMENSION.
 2. SUB-TCF LENGTH IS EQUAL TO MICD LENGTH.
 3. ALL ASSEMBLIES TO BE 100% ELECTRICALLY TESTED.
 4. ALL ASSEMBLIES TO BE 100% HI-POT TESTED AT 300V.
 5. TOP SUB-TCF NOT SHOWN IN THIS VIEW FOR CLARITY; HDRL-11 IS TO BE CENTERED ON LOWER SUB-TCF AS SHOWN; HDRL-11 IS TO CONTAIN PART NUMBER, SHOP NUMBER, & DATE CODE.
 6. FOR SUB-ASSEMBLY AND FINISHED GOOD PACKAGING REQUIREMENTS, REFERENCE PACKAGING STANDARD CO-HD-WI-3033-M.
 7. PARTS TO BE PROCESSED PER SAMTEC ACCEPTABILITY REQUIREMENTS: HDR-PI-01 "CABLE ASSEMBLY WORKMANSHIP STANDARDS".
 8. CABLE LENGTHS LONGER THAN 40.00 INCHES ARE NOT SUPPORTED BY S.I. TEST DATA.

TABLE 2	
END	* "C"
-TXX	.346[8.79]
-SXX	.321[8.15]

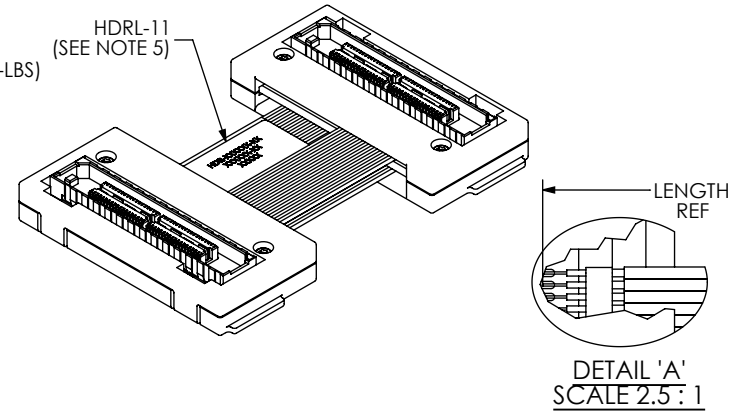
* -DV END OPTIONS ONLY

TABLE 1						
No. OF POSITIONS	"A"	"B"	ICD-XX-01	ICD-XX-02	QTY OF SUB-TCF	SUB-MICD-X-XXX-XX
-019	1.353[34.37]	1.253[31.83]	ICD-01-01	ICD-01-02	2	SUB-MICD-X-019-XX
-038	1.853[47.07]	1.753[44.53]	ICD-02-01	ICD-02-02	4	SUB-MICD-X-038-XX
-057	2.353[59.77]	2.253[57.23]	ICD-03-01	ICD-03-02	6	SUB-MICD-X-057-XX
-076	2.853[72.47]	2.753[69.93]	ICD-04-01	ICD-04-02	8	SUB-MICD-X-076-XX
-095	3.353[85.17]	3.253[82.63]	ICD-05-01	ICD-05-02	10	SUB-MICD-X-095-XX

- MICD-XXX-XX.XX-XXX-XXX-X-X**
- No OF POSITIONS**
-019, -038, -057, -076, -095
(PER ROW)
- LENGTH**
-XX.XX (INCHES)
(03.75[95.3] MIN)
(SEE NOTE 2)
(SEE NOTE 8)
- END OPTION**
-F: SCREW OPTION FIRST END ONLY
-S: SCREW OPTION SECOND END ONLY
-B: SCREW OPTION BOTH ENDS
-N: NO CAPS
(SEE FIG. 3, SHEET 5 FOR EDGE MOUNT END OPTIONS)
(SEE FIG. 4, SHEET 5 FOR DOUBLE VERTICAL END OPTIONS)
(SEE FIG. 5, SHEET 5 FOR NO CAPS OPTIONS)
(LEAVE BLANK FOR STANDARD CAPS BOTH ENDS)
- WIRING OPTION**
-1: PIN 1 TO PIN 1
-2: PIN 1 TO PIN 2
-3: PIN 1 TO PIN N-1
-4: PIN 1 TO PIN N
(SEE TABLE 9, SHEET 6)
- FIRST END**
-TR: TERMINAL, TOP, RIGHT
-TL: TERMINAL, TOP, LEFT
-TB: TERMINAL, BOTTOM, RIGHT
-TB: TERMINAL, BOTTOM, LEFT
-STR: SOCKET, TOP, RIGHT
-STL: SOCKET, TOP, LEFT
-SBR: SOCKET, BOTTOM, RIGHT
-SBL: SOCKET, BOTTOM, LEFT
(SEE TABLE 1 & SHEET 2)

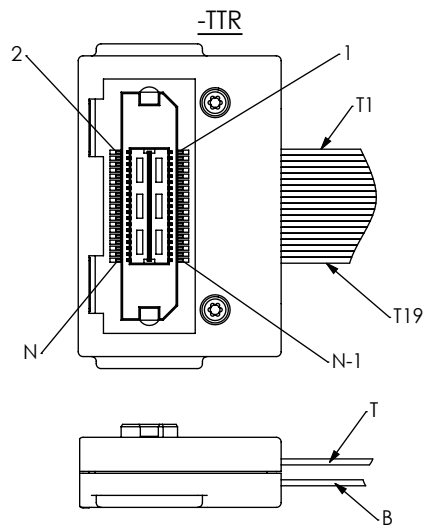
-TEU: TERMINAL, EDGE MOUNT, UP
-TED: TERMINAL, EDGE MOUNT, DOWN
-SEU: SOCKET, EDGE MOUNT, UP
-SED: SOCKET, EDGE MOUNT, DOWN
(SEE TABLE 5 & SHEET 4)
- SECOND END**
-TR: TERMINAL, TOP, RIGHT
-TL: TERMINAL, TOP, LEFT
-TB: TERMINAL, BOTTOM, RIGHT
-TB: TERMINAL, BOTTOM, LEFT
-STR: SOCKET, TOP, RIGHT
-STL: SOCKET, TOP, LEFT
-SBR: SOCKET, BOTTOM, RIGHT
-SBL: SOCKET, BOTTOM, LEFT
(SEE TABLE 1 & SHEET 3)

-TEU: TERMINAL, EDGE MOUNT, UP
-TED: TERMINAL, EDGE MOUNT, DOWN
-SEU: SOCKET, EDGE MOUNT, UP
-SED: SOCKET, EDGE MOUNT, DOWN
(SEE TABLE 5 & SHEET 4)

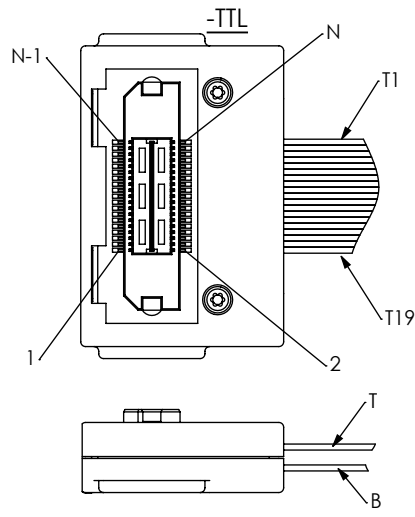


THIS PRODUCT MANUFACTURED WITH LEAD-FREE PROCESSING

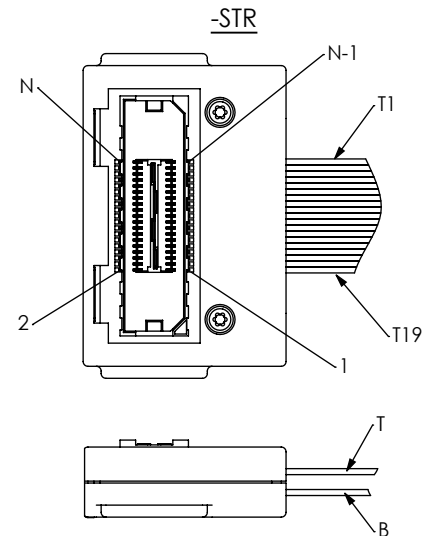
<p>TOLERANCES DO NOT APPLY TO REFERENCE DIMENSIONS. UNLESS OTHERWISE SPECIFIED, DIMENSIONS ARE IN INCHES.</p> <p>TOLERANCES ARE:</p> <p>DECIMALS ANGLES</p> <p>XX: ±.01[.3]</p> <p>XXX: ±.005[.13]</p> <p>XXXX: ±.0020[.051]</p>	<p>PROPRIETARY NOTE</p> <p>THIS DOCUMENT CONTAINS INFORMATION CONFIDENTIAL AND PROPRIETARY TO SAMTEC, INC. AND SHALL NOT BE REPRODUCED OR TRANSFERRED TO OTHER DOCUMENTS OR DISCLOSED TO OTHERS OR USED FOR ANY PURPOSE OTHER THAN THAT WHICH IT WAS OBTAINED WITHOUT THE EXPRESSED WRITTEN CONSENT OF SAMTEC, INC.</p>	<p>samtec</p> <p>520 PARK EAST BLVD, NEW ALBANY, IN 47150 PHONE: 812-944-6733 FAX: 812-948-5047 e-Mail: info@SAMTEC.com code: 55322</p>
<p>DO NOT SCALE DRAWING SHEET SCALE: 1:25:1</p>		<p>DESCRIPTION: 0.635 HIGH-SPEED COAX CABLE ASSEMBLY</p> <p>DWG. NO. MICD-XXX-XX.XX-XXX-XXX-X-X</p> <p>BY: KEVIN B 12/11/03 SHEET 1 OF 6</p>



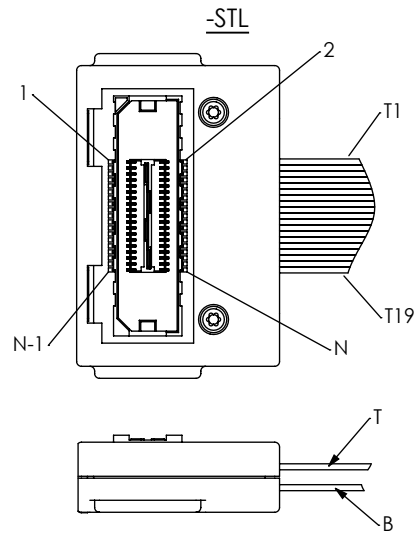
WIRING OPTION	FIRST END PIN #	SECOND END PIN #	WIRE NUMBER
1	1	1	T1
2	1	2	T1
3	1	N-1	T1
4	1	N	T1



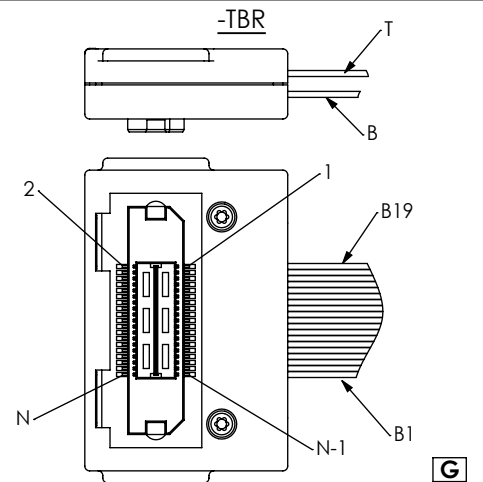
WIRING OPTION	FIRST END PIN #	SECOND END PIN #	WIRE NUMBER
1	1	1	B19
2	1	2	B19
3	1	N-1	B19
4	1	N	B19



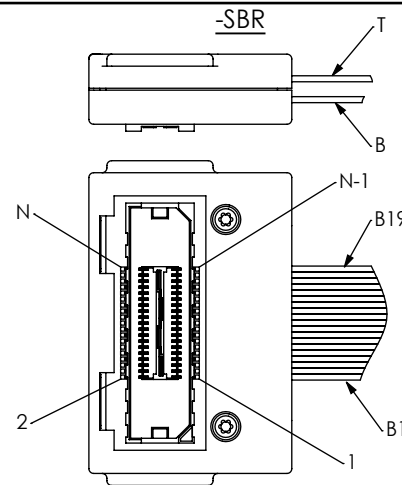
WIRING OPTION	FIRST END PIN #	SECOND END PIN #	WIRE NUMBER
1	1	1	T19
2	1	2	T19
3	1	N-1	T19
4	1	N	T19



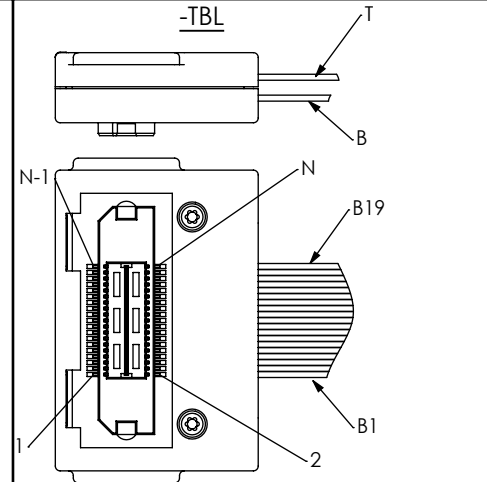
WIRING OPTION	FIRST END PIN #	SECOND END PIN #	WIRE NUMBER
1	1	1	B1
2	1	2	B1
3	1	N-1	B1
4	1	N	B1



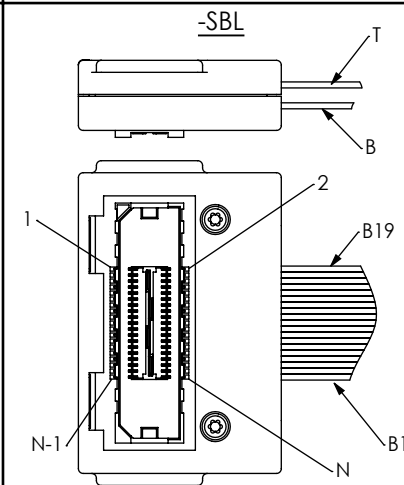
WIRING OPTION	FIRST END PIN #	SECOND END PIN #	WIRE NUMBER
1	1	1	B19
2	1	2	B19
3	1	N-1	B19
4	1	N	B19



WIRING OPTION	FIRST END PIN #	SECOND END PIN #	WIRE NUMBER
1	1	1	B1
2	1	2	B1
3	1	N-1	B1
4	1	N	B1



WIRING OPTION	FIRST END PIN #	SECOND END PIN #	WIRE NUMBER
1	1	1	T1
2	1	2	T1
3	1	N-1	T1
4	1	N	T1



WIRING OPTION	FIRST END PIN #	SECOND END PIN #	WIRE NUMBER
1	1	1	T19
2	1	2	T19
3	1	N-1	T19
4	1	N	T19

PROPRIETARY NOTE
THIS DOCUMENT CONTAINS INFORMATION
CONFIDENTIAL AND PROPRIETARY TO
SAMTEC, INC. AND SHALL NOT BE REPRODUCED
OR TRANSFERRED TO OTHER DOCUMENTS OR
DISCLOSED TO OTHERS OR USED FOR ANY
PURPOSE OTHER THAN THAT WHICH IT WAS
OBTAINED WITHOUT THE EXPRESSED WRITTEN
CONSENT OF SAMTEC, INC.

DO NOT SCALE DRAWING

SHEET SCALE: 1.25:1

samtec

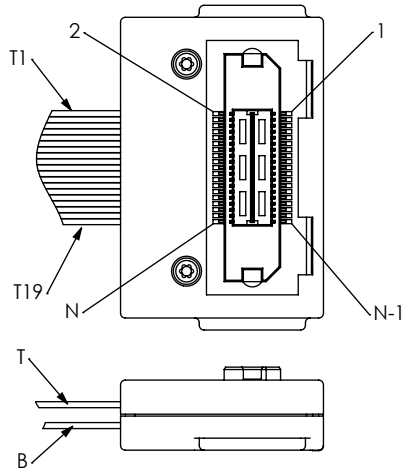
520 PARK EAST BLVD, NEW ALBANY, IN 47150
PHONE: 812-944-6733 FAX: 812-948-5047
e-Mail: info@SAMTEC.com code: 55322

DESCRIPTION:
0.635 HIGH-SPEED COAX CABLE ASSEMBLY

DWG. NO.
MICD-XXX-XX.XX-XXX-XXX-X-X

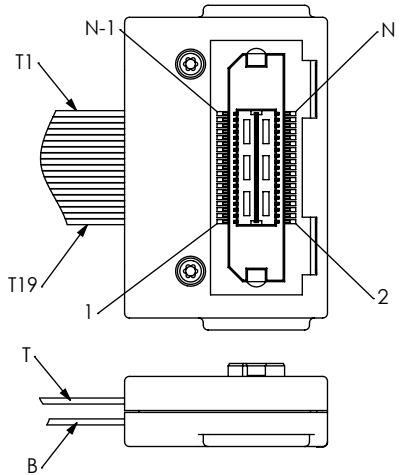
BY: KEVIN B 12/11/03 SHEET 2 OF 6

-TTR



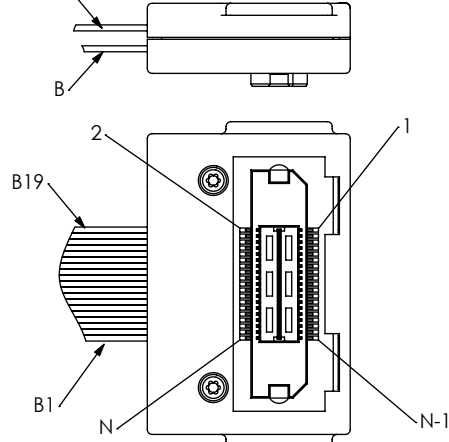
WIRING OPTION	FIRST END PIN #	SECOND END PIN #
1	1	1
2	1	2
3	1	N-1
4	1	N

-TTL



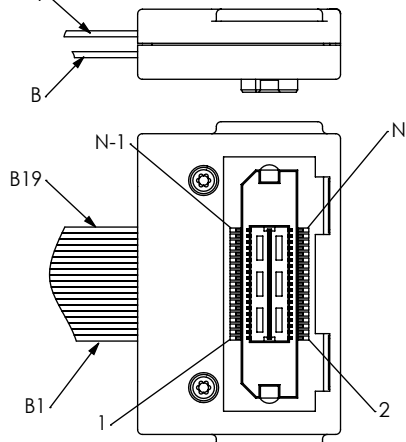
WIRING OPTION	FIRST END PIN #	SECOND END PIN #
1	1	1
2	1	2
3	1	N-1
4	1	N

-TBR



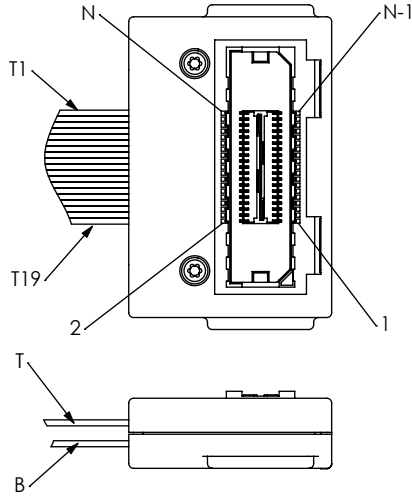
WIRING OPTION	FIRST END PIN #	SECOND END PIN #
1	1	1
2	1	2
3	1	N-1
4	1	N

-TBL



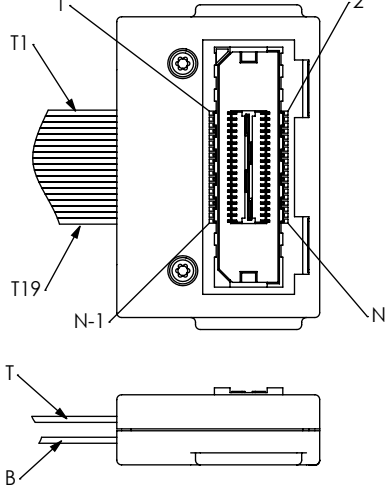
WIRING OPTION	FIRST END PIN #	SECOND END PIN #
1	1	1
2	1	2
3	1	N-1
4	1	N

-STR



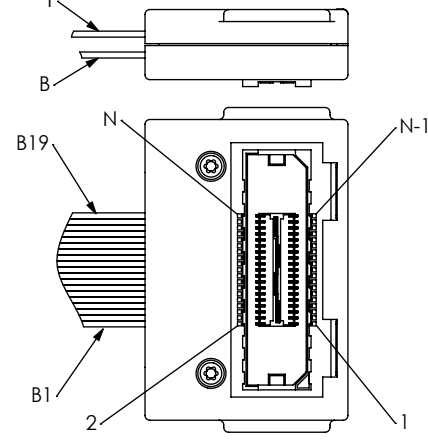
WIRING OPTION	FIRST END PIN #	SECOND END PIN #
1	1	1
2	1	2
3	1	N-1
4	1	N

-STL



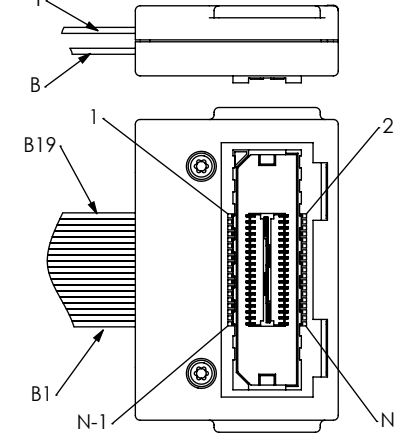
WIRING OPTION	FIRST END PIN #	SECOND END PIN #
1	1	1
2	1	2
3	1	N-1
4	1	N

-SBR



WIRING OPTION	FIRST END PIN #	SECOND END PIN #
1	1	1
2	1	2
3	1	N-1
4	1	N

-SBL



WIRING OPTION	FIRST END PIN #	SECOND END PIN #
1	1	1
2	1	2
3	1	N-1
4	1	N

PROPRIETARY NOTE

THIS DOCUMENT CONTAINS INFORMATION
CONFIDENTIAL AND PROPRIETARY TO
SAMTEC, INC. AND SHALL NOT BE REPRODUCED
OR TRANSFERRED TO OTHER DOCUMENTS OR
DISCLOSED TO OTHERS OR USED FOR ANY
PURPOSE OTHER THAN THAT WHICH IT WAS
OBTAINED WITHOUT THE EXPRESSED WRITTEN
CONSENT OF SAMTEC, INC.

DO NOT SCALE DRAWING

SHEET SCALE: 1.25:1

samtec

520 PARK EAST BLVD, NEW ALBANY, IN 47150
PHONE: 812-944-6733 FAX: 812-948-5047
e-Mail: info@SAMTEC.com code: 55322

DESCRIPTION:
0.635 HIGH-SPEED COAX CABLE ASSEMBLY

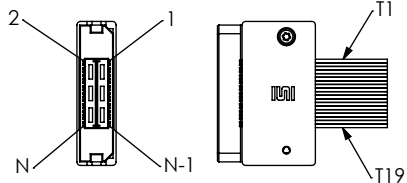
DWG. NO.
MICD-XXX-XX.XX-XXX-XXX-X-X

BY: KEVIN B 12/11/03 SHEET 3 OF 6

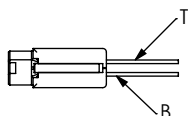
REVISION G

FIRST END - EDGE MOUNT (SEE TABLE 9, SHEET 6)

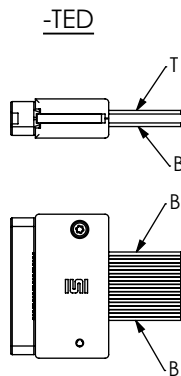
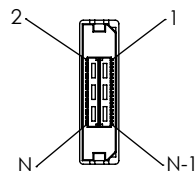
-TEU



WIRING OPTION	FIRST END PIN #	SECOND END PIN #	WIRE #
1	1	1	T1
2	1	2	T1
3	1	N-1	T1
4	1	N	T1

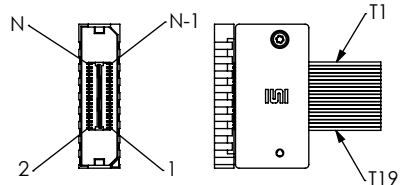


WIRING OPTION	FIRST END PIN #	SECOND END PIN #	WIRE #
1	1	1	B19
2	1	2	B19
3	1	N-1	B19
4	1	N	B19

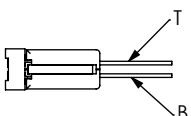


-TED

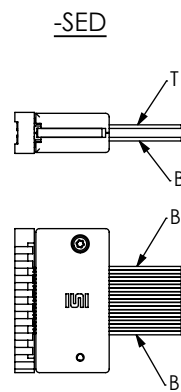
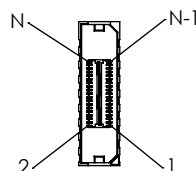
-SEU



WIRING OPTION	FIRST END PIN #	SECOND END PIN #	WIRE #
1	1	1	T19
2	1	2	T19
3	1	N-1	T19
4	1	N	T19



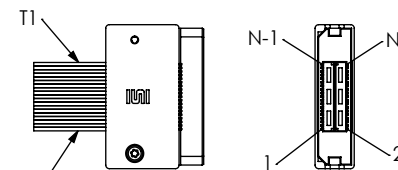
WIRING OPTION	FIRST END PIN #	SECOND END PIN #	WIRE #
1	1	1	B1
2	1	2	B1
3	1	N-1	B1
4	1	N	B1



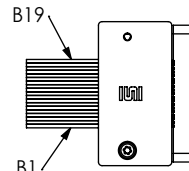
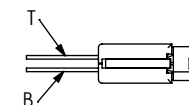
-SED

SECOND END - EDGE MOUNT (SEE TABLE 9, SHEET 6)

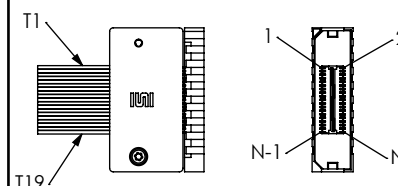
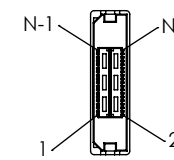
-TED



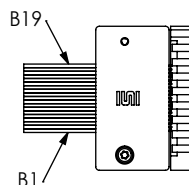
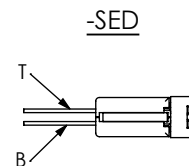
WIRING OPTION	FIRST END PIN #	SECOND END PIN #
1	1	1
2	1	2
3	1	N-1
4	1	N



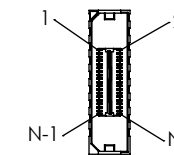
WIRING OPTION	FIRST END PIN #	SECOND END PIN #
1	1	1
2	1	2
3	1	N-1
4	1	N



WIRING OPTION	FIRST END PIN #	SECOND END PIN #
1	1	1
2	1	2
3	1	N-1
4	1	N



WIRING OPTION	FIRST END PIN #	SECOND END PIN #
1	1	1
2	1	2
3	1	N-1
4	1	N



-SED

FIG. 2
EDGE MOUNT (NO CAPTIVE PANEL SCREWS)
(MICD-019-XX.XX-TEU-STL-X SHOWN)
(SAME AS FIG. 1, UNLESS OTHERWISE STATED)

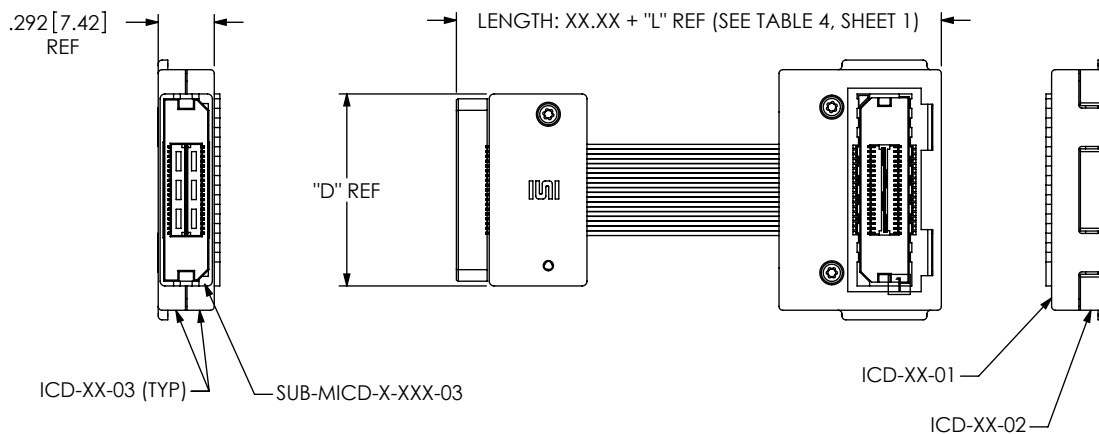


TABLE 5

No. OF POSITIONS	"D"	ICD-XXX-03	SUB-MICD-X-XXX-03
-019	1.000[25.40]	ICD-01-03	SUB-MICD-X-019-03
-038	1.500[38.10]	ICD-02-03	SUB-MICD-X-038-03
-057	2.000[50.80]	ICD-03-03	SUB-MICD-X-057-03
-076	2.500[63.50]	ICD-04-03	SUB-MICD-X-076-03
-095	3.000[76.20]	ICD-05-03	SUB-MICD-X-095-03

PROPRIETARY NOTE

THIS DOCUMENT CONTAINS INFORMATION
CONFIDENTIAL AND PROPRIETARY TO
SAMTEC, INC. AND SHALL NOT BE REPRODUCED
OR TRANSFERRED TO OTHER DOCUMENTS OR
DISCLOSED TO OTHERS OR USED FOR ANY
PURPOSE OTHER THAN THAT WHICH IT WAS
OBTAINED WITHOUT THE EXPRESSED WRITTEN
CONSENT OF SAMTEC, INC.

DO NOT SCALE DRAWING

SHEET SCALE: 1:1

samtec

520 PARK EAST BLVD, NEW ALBANY, IN 47150
PHONE: 812-944-6733 FAX: 812-948-5047
e-Mail: info@SAMTEC.com code: 55322

DESCRIPTION:

0.635 HIGH-SPEED COAX CABLE ASSEMBLY

DWG. NO.

MICD-XXX-XX.XX-XXX-XXX-X-X

BY: KEVIN B

12/11/03

SHEET 4 OF 6

FIG. 3

EDGE MOUNT (WITH CAPTIVE PANEL SCREWS)
(MICD-019-XX.XX-TEU-XXX-1-F SHOWN)
(SAME AS FIG. 2, UNLESS OTHERWISE STATED)

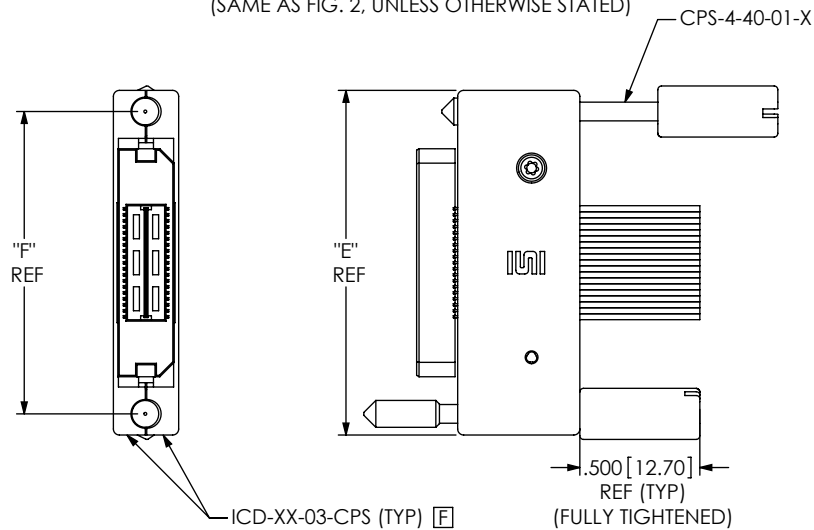


TABLE 6

No. OF POSITIONS	"E"	"F"	ICD-XX-03-CPS
-019	1.436[36.47]	1.260[32.00]	ICD-01-03-CPS
-038	1.936[49.17]	1.732[44.00]	ICD-02-03-CPS
-057	2.436[61.87]	2.244[57.00]	ICD-03-03-CPS
-076	2.936[74.57]	2.756[70.00]	ICD-04-03-CPS
-095	3.436[87.27]	3.228[82.00]	ICD-05-03-CPS

FIG. 4

DOUBLE VERTICAL (WITH SCREW DOWN OPTION)
(MICD-019-XX.XX-TTR-XXX-1-F SHOWN)
(SAME AS FIG. 1, UNLESS OTHERWISE STATED)

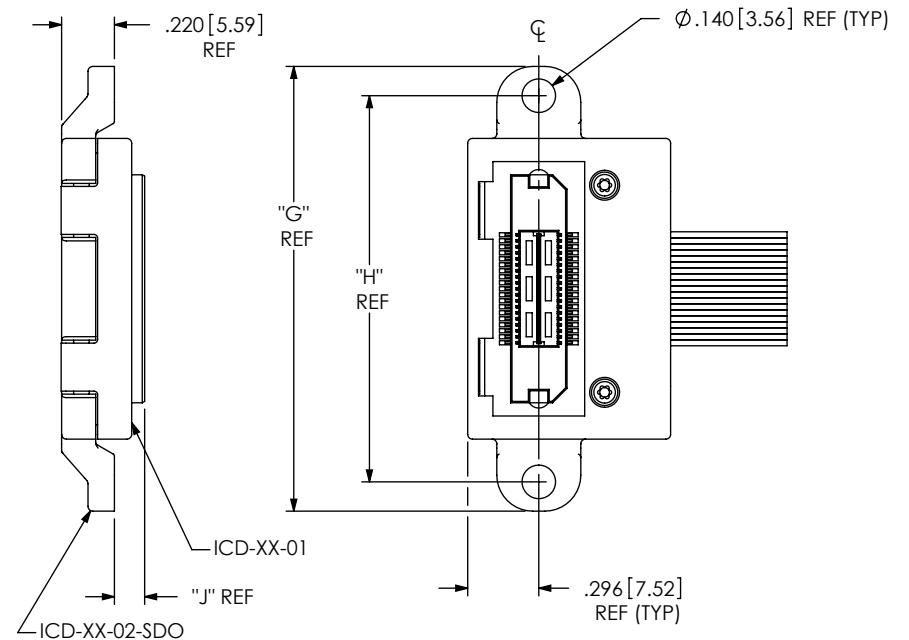


TABLE 7

No. OF POSITIONS	"G"	"H"	ICD-XX-02-SDO
-019	1.853[47.07]	1.614[41.00]	ICD-01-02-SDO
-038	2.353[59.77]	2.126[54.00]	ICD-02-02-SDO
-057	2.853[72.47]	2.638[67.00]	ICD-03-02-SDO
-076	3.353[85.17]	3.110[79.00]	ICD-04-02-SDO
-095	3.853[97.87]	3.622[92.00]	ICD-05-02-SDO

TABLE 8

END	"J"
-TXX	.126[3.20]
-SXX	.101[2.57]

FIG. 5

(MICD-019-XX.XX-TEU-STL-X-N SHOWN)
(SAME AS FIG. 1, UNLESS OTHERWISE STATED)

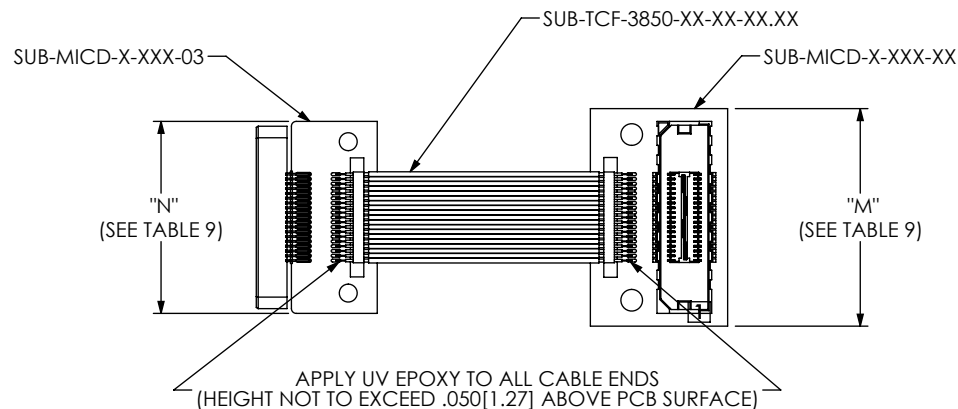


TABLE 9

No. OF POSITIONS	"M"	"N"
-019	1.133[28.78]	1.000[25.40]
-038	1.633[41.48]	1.500[38.10]
-057	2.133[54.18]	2.000[50.80]
-076	2.633[66.88]	2.500[63.50]
-095	3.133[79.58]	3.000[76.20]

PROPRIETARY NOTE

THIS DOCUMENT CONTAINS INFORMATION
CONFIDENTIAL AND PROPRIETARY TO
SAMTEC, INC. AND SHALL NOT BE REPRODUCED
OR TRANSFERRED TO OTHER DOCUMENTS OR
DISCLOSED TO OTHERS OR USED FOR ANY
PURPOSE OTHER THAN THAT WHICH IT WAS
OBTAINED WITHOUT THE EXPRESSED WRITTEN
CONSENT OF SAMTEC, INC.

DO NOT SCALE DRAWING

SHEET SCALE: 1:25:1

samtec

520 PARK EAST BLVD, NEW ALBANY, IN 47150
PHONE: 812-944-6733 FAX: 812-948-5047
e-Mail: info@SAMTEC.com code: 55322

DESCRIPTION:

0.635 HIGH-SPEED COAX CABLE ASSEMBLY

DWG. NO.

MICD-XXX-XX.XX-XXX-XXX-X-X

BY: KEVIN B

12/11/03

SHEET 5 OF 6

TABLE 9

2ND END OPTION (SUB-MICD-X-XXX-XX)

1ST END OPTION	1ST END SUB-MICD-X-XXX-XX-01	WIRING OPTION	1ST END PIN #	2ND END PIN #	WIRE #	-TTR	-TTL	-TBR	-TBL	-STR	-STL	-SBR	-SBL	-TEU	-TED	-SEU	-SED
-TTR	-T-XXX-01-01	1	1	1	T1	-T-XXX-02-02	N/A	N/A	-T-XXX-01-02	N/A	-S-XXX-01-01	-S-XXX-02-01	N/A	N/A	-T-XXX-03-02	-S-XXX-03-01	N/A
		2	1	2	T1	-T-XXX-02-01	N/A	N/A	-T-XXX-01-01	N/A	-S-XXX-01-02	-S-XXX-02-02	N/A	N/A	-T-XXX-03-01	-S-XXX-03-02	N/A
		3	1	N-1	T1	N/A	-T-XXX-01-01	-T-XXX-02-01	N/A	-S-XXX-02-02	N/A	N/A	-S-XXX-01-02	-T-XXX-03-01	N/A	N/A	-S-XXX-03-02
		4	1	N	T1	N/A	-T-XXX-01-02	-T-XXX-02-02	N/A	-S-XXX-02-01	N/A	N/A	-S-XXX-01-01	-T-XXX-03-02	N/A	N/A	-S-XXX-03-01
-TTL	-T-XXX-02-01	1	1	1	B19	N/A	-T-XXX-01-02	-T-XXX-02-02	N/A	-S-XXX-02-01	N/A	N/A	-S-XXX-01-01	-T-XXX-03-02	N/A	N/A	-S-XXX-03-01
		2	1	2	B19	N/A	-T-XXX-01-01	-T-XXX-02-01	N/A	-S-XXX-02-02	N/A	N/A	-S-XXX-01-02	-T-XXX-03-01	N/A	N/A	-S-XXX-03-02
		3	1	N-1	B19	-T-XXX-02-01	N/A	N/A	-T-XXX-01-01	N/A	-S-XXX-01-02	N/A	N/A	N/A	-T-XXX-03-01	-S-XXX-03-02	N/A
		4	1	N	B19	-T-XXX-02-02	N/A	N/A	-T-XXX-01-02	N/A	-S-XXX-01-01	-S-XXX-02-01	N/A	N/A	-T-XXX-03-02	-S-XXX-03-01	N/A
-TBR	-T-XXX-01-01	1	1	1	B19	N/A	-T-XXX-01-02	-T-XXX-02-02	N/A	-S-XXX-02-01	N/A	N/A	-S-XXX-01-01	-T-XXX-03-02	N/A	N/A	-S-XXX-03-01
		2	1	2	B19	N/A	-T-XXX-01-01	-T-XXX-02-01	N/A	-S-XXX-02-02	N/A	N/A	-S-XXX-01-02	-T-XXX-03-01	N/A	N/A	-S-XXX-03-02
		3	1	N-1	B19	-T-XXX-02-01	N/A	N/A	-T-XXX-01-01	N/A	-S-XXX-01-02	-S-XXX-02-02	N/A	N/A	-T-XXX-03-01	-S-XXX-03-02	N/A
		4	1	N	B19	-T-XXX-02-02	N/A	N/A	-T-XXX-01-02	N/A	-S-XXX-02-01	-S-XXX-02-01	N/A	N/A	-T-XXX-03-02	-S-XXX-03-01	N/A
-TBL	-T-XXX-02-01	1	1	1	T1	-T-XXX-02-02	N/A	N/A	-T-XXX-01-02	N/A	-S-XXX-01-01	-S-XXX-02-01	N/A	N/A	-T-XXX-03-02	-S-XXX-03-01	N/A
		2	1	2	T1	-T-XXX-02-01	N/A	N/A	-T-XXX-01-01	N/A	-S-XXX-01-02	-S-XXX-02-02	N/A	N/A	-T-XXX-03-01	-S-XXX-03-02	N/A
		3	1	N-1	T1	N/A	-T-XXX-01-01	-T-XXX-02-01	N/A	-S-XXX-02-02	N/A	N/A	-S-XXX-01-02	-T-XXX-03-01	N/A	N/A	-S-XXX-03-02
		4	1	N	T1	N/A	-T-XXX-01-02	-T-XXX-02-02	N/A	-S-XXX-02-01	N/A	N/A	-S-XXX-01-01	-T-XXX-03-02	N/A	N/A	-S-XXX-03-01
-STR	-S-XXX-01-01	1	1	1	T19	N/A	-T-XXX-01-01	-T-XXX-02-01	N/A	-S-XXX-02-02	N/A	N/A	-S-XXX-01-02	-T-XXX-03-01	N/A	N/A	-S-XXX-03-02
		2	1	2	T19	N/A	-T-XXX-01-02	-T-XXX-02-02	N/A	-S-XXX-02-01	N/A	N/A	-S-XXX-01-01	-T-XXX-03-02	N/A	N/A	-S-XXX-03-01
		3	1	N-1	T19	-T-XXX-02-02	N/A	N/A	-T-XXX-01-02	N/A	-S-XXX-01-01	-S-XXX-02-01	N/A	N/A	-T-XXX-03-02	-S-XXX-03-01	N/A
		4	1	N	T19	-T-XXX-02-01	N/A	N/A	-T-XXX-01-01	N/A	-S-XXX-01-02	-S-XXX-02-02	N/A	N/A	-T-XXX-03-01	-S-XXX-03-02	N/A
-STL	-S-XXX-02-01	1	1	1	B1	-T-XXX-02-01	N/A	N/A	-T-XXX-01-01	N/A	-S-XXX-01-02	-S-XXX-02-02	N/A	N/A	-T-XXX-03-01	-S-XXX-03-02	N/A
		2	1	2	B1	-T-XXX-02-02	N/A	N/A	-T-XXX-01-02	N/A	-S-XXX-01-01	-S-XXX-02-01	N/A	N/A	-T-XXX-03-02	-S-XXX-03-01	N/A
		3	1	N-1	B1	N/A	-T-XXX-01-02	-T-XXX-02-02	N/A	-S-XXX-02-01	N/A	N/A	-S-XXX-01-01	-T-XXX-03-02	N/A	N/A	-S-XXX-03-01
		4	1	N	B1	N/A	-T-XXX-01-01	-T-XXX-02-01	N/A	-S-XXX-02-02	N/A	N/A	-S-XXX-01-02	-T-XXX-03-01	N/A	N/A	-S-XXX-03-02
-SBR	-S-XXX-01-01	1	1	1	B1	-T-XXX-02-01	N/A	N/A	-T-XXX-01-01	N/A	-S-XXX-01-02	-S-XXX-02-02	N/A	N/A	-T-XXX-03-01	-S-XXX-03-02	N/A
		2	1	2	B1	-T-XXX-02-02	N/A	N/A	-T-XXX-01-02	N/A	-S-XXX-01-01	-S-XXX-02-01	N/A	N/A	-T-XXX-03-02	-S-XXX-03-01	N/A
		3	1	N-1	B1	N/A	-T-XXX-01-02	-T-XXX-02-02	N/A	-S-XXX-02-01	N/A	N/A	-S-XXX-01-01	-T-XXX-03-02	N/A	N/A	-S-XXX-03-01
		4	1	N	B1	N/A	-T-XXX-01-01	-T-XXX-02-01	N/A	-S-XXX-02-02	N/A	N/A	-S-XXX-01-02	-T-XXX-03-01	N/A	N/A	-S-XXX-03-02
-SBL	-S-XXX-02-01	1	1	1	T19	N/A	-T-XXX-01-01	-T-XXX-02-01	N/A	-S-XXX-02-02	N/A	N/A	-S-XXX-01-02	-T-XXX-03-01	N/A	N/A	-S-XXX-03-02
		2	1	2	T19	N/A	-T-XXX-01-02	-T-XXX-02-02	N/A	-S-XXX-02-01	N/A	N/A	-S-XXX-01-01	-T-XXX-03-02	N/A	N/A	-S-XXX-03-01
		3	1	N-1	T19	-T-XXX-02-02	N/A	N/A	-T-XXX-01-02	N/A	-S-XXX-01-01	-S-XXX-02-01	N/A	N/A	-T-XXX-03-02	-S-XXX-03-01	N/A
		4	1	N	T19	-T-XXX-02-01	N/A	N/A	-T-XXX-01-01	N/A	-S-XXX-01-02	-S-XXX-02-02	N/A	N/A	-T-XXX-03-01	-S-XXX-03-02	N/A
-TEU	-T-XXX-03-01	1	1	1	T1	-T-XXX-02-02	N/A	N/A	-T-XXX-01-02	N/A	-S-XXX-01-01	-S-XXX-02-01	N/A	N/A	-T-XXX-03-02	-S-XXX-03-01	N/A
		2	1	2	T1	-T-XXX-02-01	N/A	N/A	-T-XXX-01-01	N/A	-S-XXX-01-02	-S-XXX-02-02	N/A	N/A	-T-XXX-03-01	-S-XXX-03-02	N/A
		3	1	N-1	T1	N/A	-T-XXX-01-01	-T-XXX-02-01	N/A	-S-XXX-02-02	N/A	N/A	-S-XXX-01-02	-T-XXX-03-01	N/A	N/A	-S-XXX-03-02
		4	1	N	T1	N/A	-T-XXX-01-02	-T-XXX-02-02	N/A	-S-XXX-02-01	N/A	N/A	-S-XXX-01-01	-T-XXX-03-02	N/A	N/A	-S-XXX-03-01
-TED	-T-XXX-03-01	1	1	1	B19	N/A	-T-XXX-01-02	-T-XXX-02-02	N/A	-S-XXX-02-01	N/A	N/A	-S-XXX-01-01	-T-XXX-03-02	N/A	N/A	-S-XXX-03-01
		2	1	2	B19	N/A	-T-XXX-01-01	-T-XXX-02-01	N/A	-S-XXX-02-02	N/A	N/A	-S-XXX-01-02	-T-XXX-03-01	N/A	N/A	-S-XXX-03-02
		3	1	N-1	B19	-T-XXX-02-01	N/A	N/A	-T-XXX-01-01	N/A	-S-XXX-01-02	-S-XXX-02-02	N/A	N/A	-T-XXX-03-01	-S-XXX-03-02	N/A
		4	1	N	B19	-T-XXX-02-02	N/A	N/A	-T-XXX-01-02	N/A	-S-XXX-01-01	-S-XXX-02-01	N/A	N/A	-T-XXX-03-02	-S-XXX-03-01	N/A
-SEU	-S-XXX-03-01	1	1	1	T19	N/A	-T-XXX-01-01	-T-XXX-02-01	N/A	-S-XXX-02-02	N/A	N/A	-S-XXX-01-02	-T-XXX-03-01	N/A	N/A	-S-XXX-03-02
		2	1	2	T19	N/A	-T-XXX-01-02	-T-XXX-02-02	N/A	-S-XXX-02-01	N/A	N/A	-S-XXX-01-01	-T-XXX-03-02	N/A	N/A	-S-XXX-03-01
		3	1	N-1	T19	-T-XXX-02-02	N/A	N/A	-T-XXX-01-02	N/A	-S-XXX-01-01	-S-XXX-02-01	N/A	N/A	-T-XXX-03-02	-S-XXX-03-01	N/A
		4	1	N	T19	-T-XXX-02-01	N/A	N/A	-T-XXX-01-01	N/A	-S-XXX-01-02	-S-XXX-02-02	N/A	N/A	-T-XXX-03-01	-S-XXX-03-02	N/A
-SED	-S-XXX-03-01	1	1	1	B1	-T-XXX-02-01	N/A	N/A	-T-XXX-01-01	N/A	-S-XXX-01-02	-S-XXX-02-02	N/A	N/A	-T-XXX-03-01	-S-XXX-03-02	N/A
		2	1	2	B1	-T-XXX-02-02	N/A	N/A	-T-XXX-01-02	N/A	-S-XXX-01-01	-S-XXX-02-01	N/A	N/A	-T-XXX-03-02	-S-XXX-03-01	N/A
		3	1	N-1	B1	N/A	-T-XXX-01-02	-T-XXX-02-02	N/A	-S-XXX-02-01	N/A	N/A	-S-XXX-01-01	-T-XXX-03-02	N/A	N/A	-S-XXX-03-01
		4	1	N	B1	N/A	-T-XXX-01-01	-T-XXX-02-01	N/A	-S-XXX-02-02	N/A	N/A	-S-XXX-01-02	-T-XXX-03-01	N/A	N/A	-S-XXX-03-02

PROPRIETARY NOTE

THIS DOCUMENT CONTAINS INFORMATION CONFIDENTIAL AND PROPRIETARY TO SAMTEC, INC. AND SHALL NOT BE REPRODUCED OR TRANSFERRED TO OTHER DOCUMENTS OR DISCLOSED TO OTHERS OR USED FOR ANY PURPOSE OTHER THAN THAT WHICH IT WAS OBTAINED WITHOUT THE EXPRESSED WRITTEN CONSENT OF SAMTEC, INC.

DO NOT SCALE DRAWING

SHEET SCALE: 1:25:1



520 PARK EAST BLVD, NEW ALBANY, IN 47150
PHONE: 812-944-6733 FAX: 812-948-5047
e-Mail: info@SAMTEC.com code: 55322

DESCRIPTION:

0.635 HIGH-SPEED COAX CABLE ASSEMBLY

DWG. NO.

MICD-XXX-XX.XX-XXX-XXX-X-X

BY: KEVIN B

12/11/03

SHEET 6 OF 6