



Features

- Formerly *JW.Miller* model
- Available in E12 series
- Small design of only 7.8 mm maximum diameter
- RoHS compliant*

Applications

- Input/output of DC/DC converters
- Power supplies for:
 - Portable communication equipment
 - Camcorders
 - LCD TVs
 - Car radios

PM75 Series - SMD Power Inductor

Electrical Specifications

Bourns Part No.	Inductance 1 kHz		Q Ref.	Test Frequency (MHz)	SRF Min. (MHz)	RDC (Ω)	I rms Max. (A)	I sat Typ. (A)
	(μH)	Tol. %						
PM75-100M-RC	10	± 20	25	2.52	22	0.07	2.30	3.20
PM75-120M-RC	12	± 20	25	2.52	20	0.08	2.00	3.00
PM75-150M-RC	15	± 20	25	2.52	16	0.09	1.80	2.70
PM75-180M-RC	18	± 20	20	2.52	15	0.10	1.60	2.60
PM75-220M-RC	22	± 20	20	2.52	13	0.11	1.50	2.30
PM75-270K-RC	27	± 20	20	2.52	12	0.12	1.30	2.10
PM75-330K-RC	33	± 10	15	2.52	10	0.14	1.20	1.90
PM75-390K-RC	39	± 10	15	2.52	10	0.16	1.10	1.70
PM75-470K-RC	47	± 10	15	2.52	9	0.20	1.00	1.60
PM75-560K-RC	56	± 10	15	2.52	9	0.24	0.94	1.50
PM75-680K-RC	68	± 10	15	2.52	8	0.30	0.85	1.30
PM75-820K-RC	82	± 10	12	2.52	7	0.37	0.78	1.20
PM75-101K-RC	100	± 10	12	0.796	7	0.45	0.72	1.10

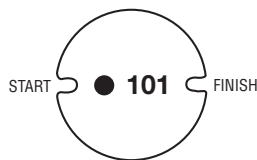
General Specifications

Test Frequency 1 KHz
 Test Voltage 1 V
 Reflow Soldering .. 230 °C, 50 sec. max.
 Operating Temperature
 -40 °C to +125 °C
 (Temperature rise included)
 Storage Temperature .. -40 °C to +125 °C
 Resistance to Soldering Heat
 260 °C for 5 sec.

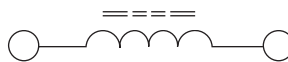
Materials

Core Ferrite DR core
 Wire Enameled copper wire
 Terminal Ag/Ni/Sn
 Rated Current
 Ind. drop 10 % typ. at Isat
 Temperature Rise
 40°C max. at rated Irms
 Packaging 500 pcs. per reel

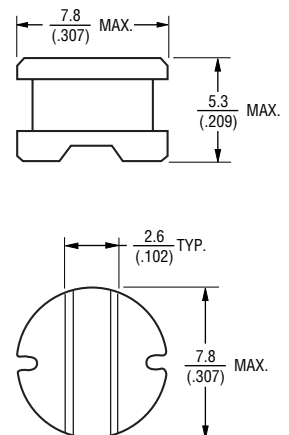
Typical Part Marking



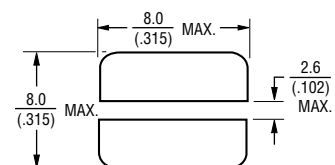
Electrical Schematic



Product Dimensions



Recommended Layout



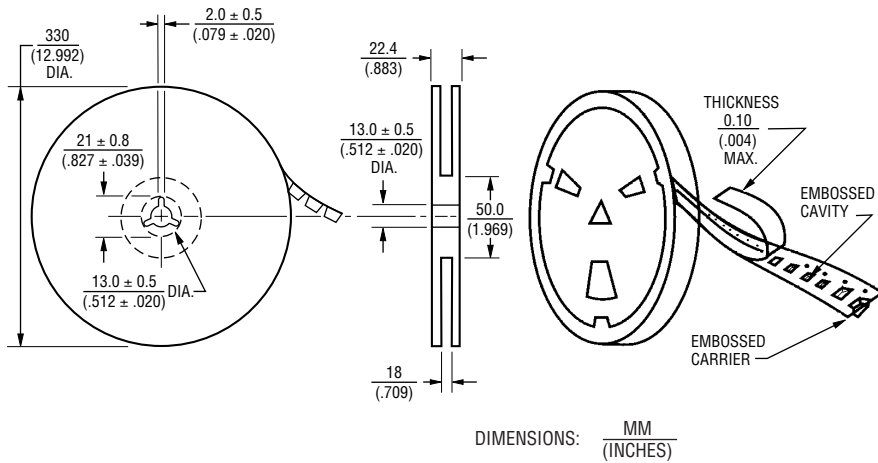
DIMENSIONS: $\frac{\text{MM}}{\text{(INCHES)}}$

*RoHS Directive 2002/95/EC Jan 27 2003 including Annex.
 Specifications are subject to change without notice.
 Customers should verify actual device performance in their specific applications

PM75 Series - SMD Power Inductor

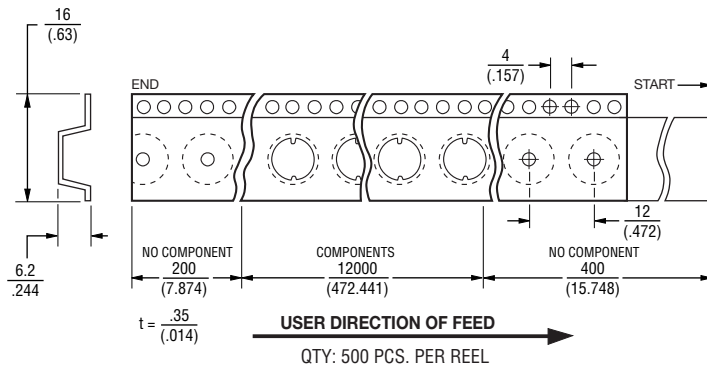
BOURNS®

Packaging Specifications

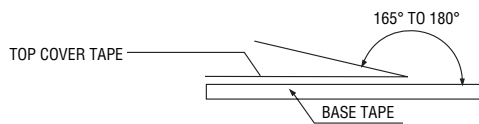


Materials

Paper
Plastics



Strength of Cover Tape



The force for tearing off cover tape is 10 to 130 grams in the arrow direction.

REV. 05/09

Specifications are subject to change without notice.
Customers should verify actual device performance in their specific applications