

6

5

4

3

2

1

MATERIAL AND FINISH

Insulator: Thermoplastic, UL 94V-0 rated
Contacts: Copper Alloys, plating (see chart)

ELECTRICAL SPECIFICATIONS:

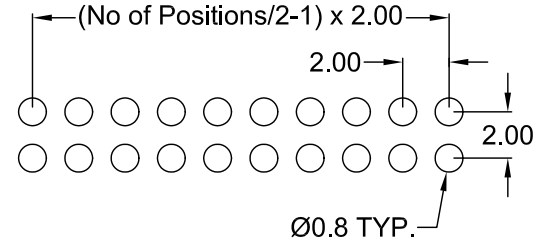
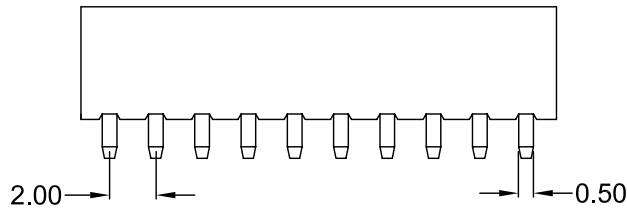
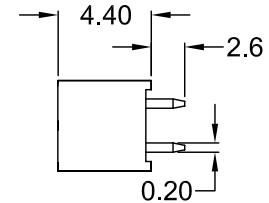
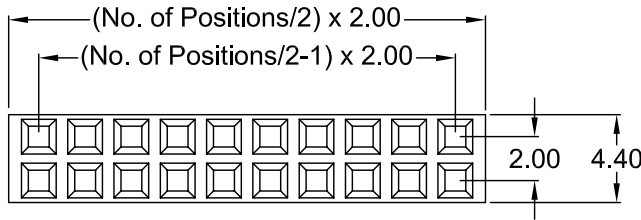
Rated current: 1A
Contact resistance: 20 mohm max
Insulation resistance: 5000 Mohm min @ 500VDC
Dielectric withstanding voltage: 800VAC for one minute

MECHANICAL SPECIFICATIONS:

Insertion force: 128g avg. "0.5mm" per pin
Withdrawal force: 82g avg. "0.5mm" per pin

ENVIRONMENTAL:

Operating temperature: -55°C to +105°C



RECOMMENDED PCB LAYOUT (TOP VIEW)

REV	DATE	CHANGE		CHNG CHECK APPR		
		A	5/9/02	REVISED & UPDATED	TD	PB
		B	8/12/04	ADD MECH. SPEC	PB	

P/N	PLATING
TCSD-0XX-20	GOLD FLASH
TCSD-0XX-T-20	TIN
TCSD-0XX-1-20	5 µ" OF GOLD
TCSD-0XX-2-20	10 µ" OF GOLD
TCSD-0XX-3-20	15 µ" OF GOLD
TCSD-0XX-4-20	30 µ" OF GOLD

TOLERANCE UNLESS OTHERWISE SPECIFIED	
X	± 1
X.X	± 0.4
X.XX	± 0.20
DRAWN BY	PB
CHECK BY	TD
APPR BY	JJ
DATE:	3/3/00
DATE:	3/3/00
DATE:	3/3/00

Power Dynamics, Inc.
Phone: 973 560-0019 Whippany, New Jersey Fax: 973 560-0076
PART: RECEPTACLE; 2.00mm PITCH; 8-80 PINS
DOUBLE ROW / STRAIGHT PINS

PART #: TCSD-0XX-X-20		SHEET 1 of 1
SIZE: A	ALL DIMENSIONS FOR REFERENCE ONLY DIMENSIONS ARE IN MILLIMETERS	REV: B
SCALE: NTS		

6

5

4

3

2

1

6

5

4

3

2

1

MATERIAL AND FINISH:

Insulator: Nylon 6T, UL-94V-0 rated

Contacts: Phosphor Bronze, plating (see chart)

ELECTRICAL SPECIFICATIONS:

Rated current: 1A

Insulation resistance: 5000 Mohm min. at 500 VDC

Dielectric withstanding voltage: 500 VAC for one minute

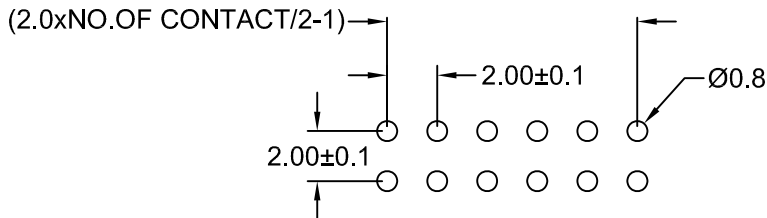
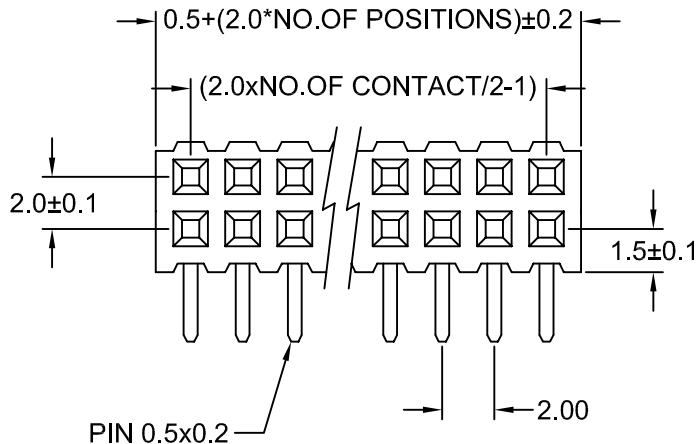
Contact resistance: 20 mohms max.

ENVIRONMENTAL:

Operating temperature: -40°C TO +105°C

NOTE: Available in 8 to 80 positions.

Replace XX in part number with number of positions.



RECOMMENDED PCB LAYOUT

RoHS COMPLIANT

REV	DATE	6/27/06	INS	WAS	UCP	ADD	PLATING	CHNG	CHK	APPR
	CHANGE									
	CHNG									
	PB									

P/N	PLATING
TRSD-0XX-20	Full Gold Flash
TRSD-0XX-8-20	Selective 15µ" Gold
TRSD-0XX-11-20	Selective 30µ" Gold
TRSD-0XX-13-20	Selective Gold Flash
TRSD-0XX-T-20	Tin

TOLERANCE UNLESS OTHERWISE SPECIFIED			
X	± 1		
X.X	± 0.4		
X.XX	± 0.20		
DRAWN BY	BP	DATE:	1/28/02
CHECK BY	DT	DATE:	1/29/02
APPR BY	PB	DATE:	1/29/02

Power Dynamics, Inc.

Phone: 973 560-0019 Whippany, New Jersey Fax: 973 560-0076

PART: PIN RECEPTACLE; 2.00mm PITCH
8 - 80 CONTACTS; DOUBLE ROW; RIGHT ANGLE

PART #: TRSD-0XX-X-20		SHEET 1 of 1
SIZE: A	ALL DIMENSIONS FOR REFERENCE ONLY DIMENSIONS ARE IN MILLIMETERS	REV: A
SCALE: NTS		

6

5

4

3

2

1