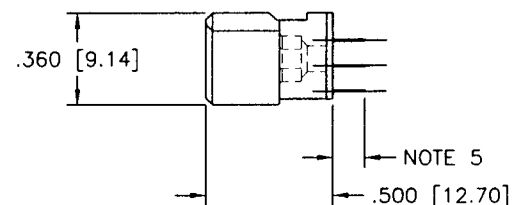
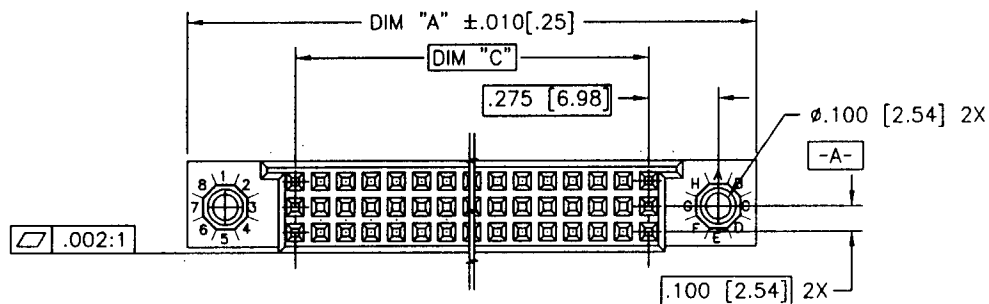
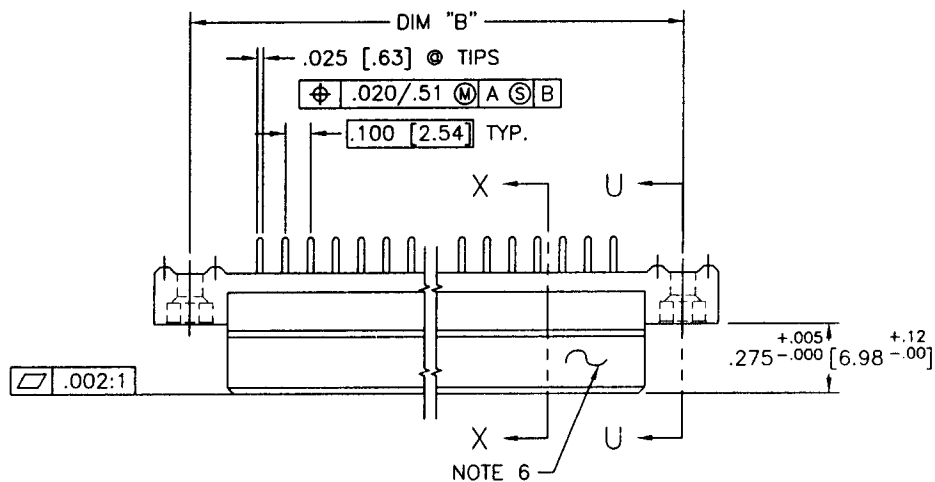


Tous droits strictement reserves. Reproduction ou communication a des tiers interdite sous quelque forme que ce soit sans autorisation écrite du propriétaire. Propriete de C FCI. Droits de reproduction FCI.

All rights strictly reserved. Reproduction or issue to third parties in any form whatever is not permitted without written authority from the proprietor. Property of FCI. Copyright FCI.



PRODUCT NUMBER
SEE NOTE 1



mat'l. code NOTE 3				tolerances unless otherwise specified		CUSTOMER COPY	Electronics www.fciconnect.com		
ltr	ecr no	dr	date	linear	angles				
D	V23307	JM	10/19/92	linear		projection 	title 3 ROW VERTICAL RECEPTACLE SOLDER TO BOARD, 0 GUIDE PIN	product family HPC	code 213
E	V32176	GIP	12/6/93						
F	V40306	GIP	1/24/94	angles	0° ±2°	INCH/MM scale 1:1	size A	dwg no 50332	sheet 1 of 2
G	V40716	PDP	4/5/94	dr	S. ROYER 8/8/91				
H	V41291	MDF	9/8/94	enr	S. CLARK 8/14/91	scale 1:1	A	50332	1 of 2
J	V90140	HTB	2/16/99	chr	S. CLARK 8/14/91				
K	V00258	JWS	1/21/00	appd	S. CLARK 8/14/91	scale 1:1	A	50332	1 of 2
sheet index	revision sheet	K	K	1	2				

ACAD

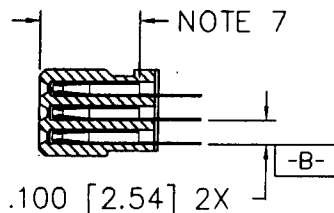
PDM: Rev:K

STATUS:Released

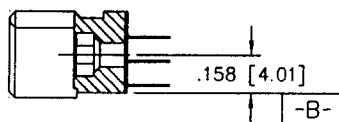
Printed: Mar 04, 2005

cage code
22526

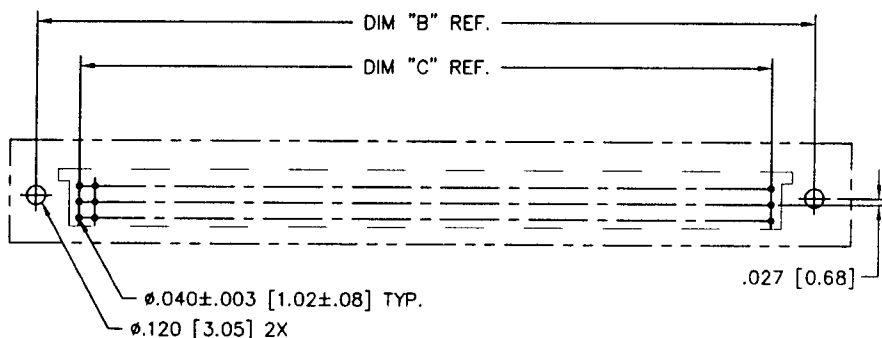
PRODUCT NUMBER	DIM.	LENGTH FORMULAS
SEE NOTE 1	DIM A	.100/2.54 X NO. OF COLUMNS + .75/19.1
	DIM B	.100/2.54 X NO. OF COLUMNS + .45/11.4
	DIM C	.100/2.54 X NO. OF COLUMNS - .10/2.5



SECTION X-X



SECTION U-U



RECOMMENDED PCB LAYOUT
(ALL HOLES LOCATED ON .100/2.54 GRID
UNLESS OTHERWISE SPECIFIED)

NOTES:

- ① PRODUCT NUMBERING CODE:
50332 - X YYY Z
TAIL LENGTH (NOTE 5)
NO. OF POSITIONS (NOTE 2)
PLATING (NOTE 4)
BASE NUMBER

- PRODUCT NUMBERING CODE FOR
SELECT LOAD PART NUMBERS:
50332 - XYYYY
SEQUENCE NUMBER
ALWAYS 'XX'
BASE NUMBER

- ② THIS PRODUCT IS CONFIGURED IN SIZES OF
10 THRU 80 COLUMNS IN INCREMENTS OF ONE.
i.e.: 10,11,12,13,.....79,80.
- ③ HOUSING MATERIAL: GLASS AND MINERAL FILLED
HIGH TEMP. THERMOPLASTIC. FLAME RETARDANT
PER UL94V-0. COLOR: BLACK.
CONTACT MATERIAL: BeCu
- ④ PLATING CONTACT AREA OPTIONS:
1 = 30u"/.76u GOLD
3 = 50u"/1.27u GOLD
5 = 30u"/.76u GXT
ALL SOLDER TAILS TIN/LEAD
- ⑤ TAIL LENGTH OPTIONS:
E = .125±.010 / 3.18±.25
F = .145±.010 / 3.68±.25
H = .180±.010 / 4.57±.25
- ⑥ MANUFACTURE'S NAME, P/N AND LOT CODE TO APPEAR
ON THIS SURFACE AS PER BUS-12-108.
- ⑦ FOR DOCUMENTATION MENU, SEE BUS-01-057.

mat'l. code				tolerances unless otherwise specified		CUSTOMER COPY		FCI Electronics www.fciconnect.com	
ltr	ecr no	dr	date	linear	.XX±.01/.X±.3	projection ⊕	INCH/MM	title 3 ROW VERTICAL RECEPTACLE SOLDER TO BOARD, 0 GUIDE PIN	product family HPC
K					.XXX±.005/.XX±.13				
					.XXX±.0020/.XXX±.051				
				angles	0° ±2°	scale 1:1	A	size 50332	code 213
				dr	S. ROYER 8/8/91				
				enr	S. CLARK 8/14/91				
				chr	S. CLARK 8/14/91				
				appd	S. CLARK 8/14/91				
sheet index	revision sheet								