



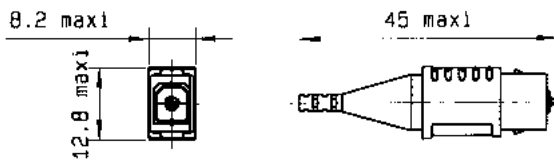
For greater flexibility, several types of coatings, tubes or cables can be connected with the same plug. Use the table below to check the different diameters admissible for each part number.

PART NUMBERS for 50/125 and 62.5/125 fibres	PART NUMBERS for 100/140 fibres	Ø of coating, tube and cable					
		Bare fibre 250 µm	Coated fibre 500 or 900 µm tight structure	Fibre 250 µm + tube 0.6/1 mm	Fibre 250 µm + tube 0.8/1.6 mm	Cable Ø 2.2 to 3.2 mm	
						Coated fibre 900 µm tight structure	Coated fibre 250 µm loose structure
F 715 100 000	F 715 102 000	○	○			○	○
F 715 105 000	F 715 106 000				○		
F 715 109 000	F 715 112 000			○			
F 715 150 000 high density	F 715 151 000 high density	○	○			○	○

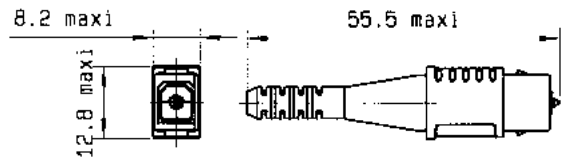
EC **Multimode** plugs are delivered equipped with an **optical ferrule**.

Note : Plug versions are also available for connecting **HCS 200, 400 and 600 µm type** multimode fibres. Consult us about part numbers and how to implement them.

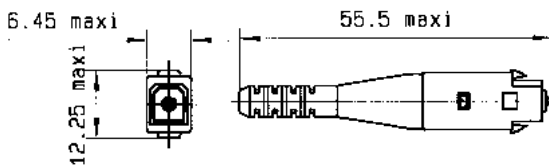
Dimensions of singlemode and multimode plugs



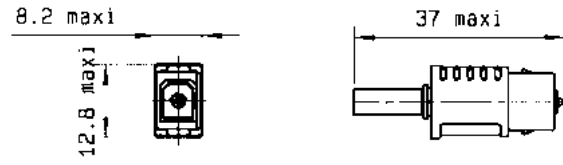
F 715 055 000



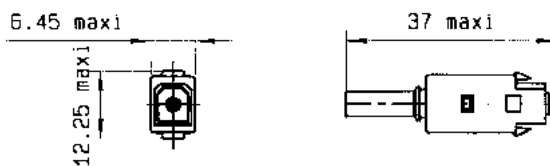
F 715 010 703 F 715 051 000 F 715 100 000
F 715 010 706 F 715 058 000 F 715 102 000
F 715 050 000



F 715 060 000 F 715 150 000
F 715 061 000 F 715 151 000



F 715 052 000 F 715 105 000 F 715 109 000
F 715 059 000 F 715 106 000 F 715 112 000



F 715 062 000