GS _ _ _ _ S _

BODY CODE

C	ZINC DIECAST BODY AND HEAD WITH STEEL COVER, BODY AND COVER FINISHED IN RED EPOXY PAINT HEAD FINISHED IN BLACK EPOXY PAINT
D	RED GLASS FILLED POLYESTER HOUSING AND COVER, ZINC DIECAST HEAD FINISHED IN BLACK EPOXY PAINT
E	ZINC DIECAST BODY AND HEAD WITH STEEL COVER, BODY AND COVER FINISHED IN RED EPOXY PAINT, HEAD FINISHED IN BLACK EPOXY PAINT 3 - CONDUIT

CONDUIT THREAD

A

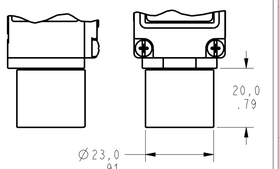

1/2" NPT X 14 CONDUIT THREAD ADAPTER REQUIRED FOR GSD AND GSE PRODUCT

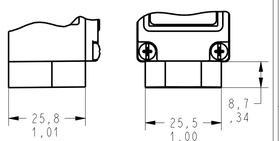

1/2" NPT X 14 CONDUIT THREAD GSA PRODUCT

B PG 13,5 CONDUIT THREAD NO ADAPTER REQUIRED

C

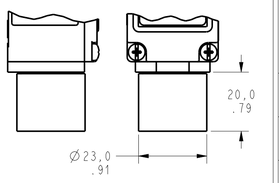

M20 X 1,5 CONDUIT THREAD ADAPTER REQUIRED WITH GSD PRODUCT ONLY

D

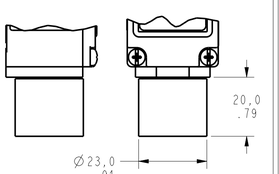

PF 1/2 CONDUIT THREAD ADAPTER REQUIRED WITH GSD PRODUCT ONLY

SWITCH CODE

AVAILABLE IN GSC, GSD, AND GSE		AVAILABLE IN GSE ONLY	
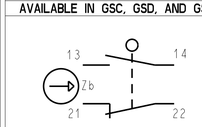		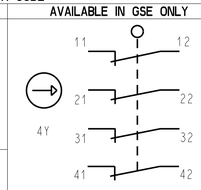	
01	SNAP-ACTION CONTACTS		
07	SNAP-ACTION CONTACTS (GOLD PLATED CONTACTS)	40	SLOW-ACTION CONTACTS (BREAK BEFORE MAKE)
		41	SLOW-ACTION CONTACTS (BREAK BEFORE MAKE) (GOLD PLATED CONTACTS)
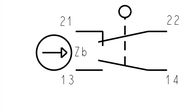		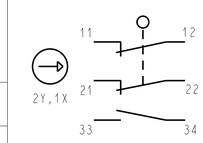	
03	SLOW-ACTION CONTACTS (BREAK BEFORE MAKE)		
33	SLOW-ACTION CONTACTS (BREAK BEFORE MAKE) (GOLD PLATED CONTACTS)		
		42	SLOW-ACTION CONTACTS (BREAK BEFORE MAKE)
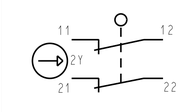			
06	SLOW-ACTION CONTACTS (2 NORMALLY CLOSED)	43	SLOW-ACTION CONTACTS (BREAK BEFORE MAKE) (GOLD PLATED CONTACTS)
36	SLOW-ACTION CONTACTS (2 NORMALLY CLOSED) (GOLD PLATED CONTACTS)		
		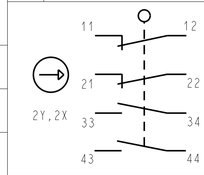	
		44	SLOW-ACTION CONTACTS (BREAK BEFORE MAKE)
		45	SLOW-ACTION CONTACTS (BREAK BEFORE MAKE) (GOLD PLATED CONTACTS)
		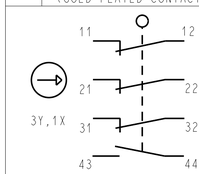	
		46	SLOW-ACTION CONTACTS (BREAK BEFORE MAKE)
		47	SLOW-ACTION CONTACTS (BREAK BEFORE MAKE) (GOLD PLATED CONTACTS)

NOTES
1 - MAXIMUM OPERATING TORQUE - ___12_ NM/ _ _1.1_ _ in-lbs
MAXIMUM DISCONNECT TORQUE - _ _.16_ NM/ _ 1.5_ _ in-lbs
2 MAXIMUM TIGHTENING TORQUE FOR FIXING SCREW - 0.5Nm/4.4in-lbs

AVAILABLE IN GSC, GSD, AND GSE

CODE 1 , LEVER TO LEFT

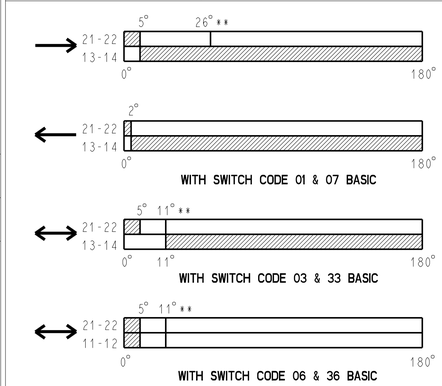

CODE 2 , LEVER TO TOP

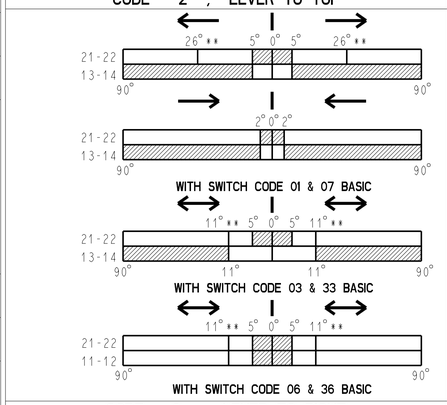

CODE 3 , LEVER TO RIGHT

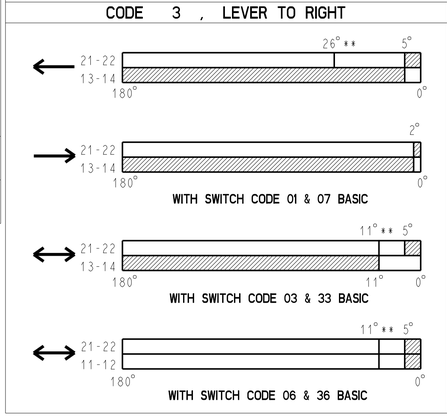

AVAILABLE IN GSE ONLY

CODE 1 , LEVER TO LEFT

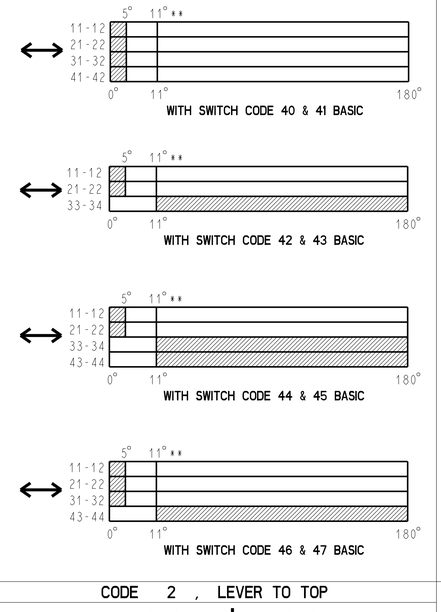

CODE 3 , LEVER TO RIGHT

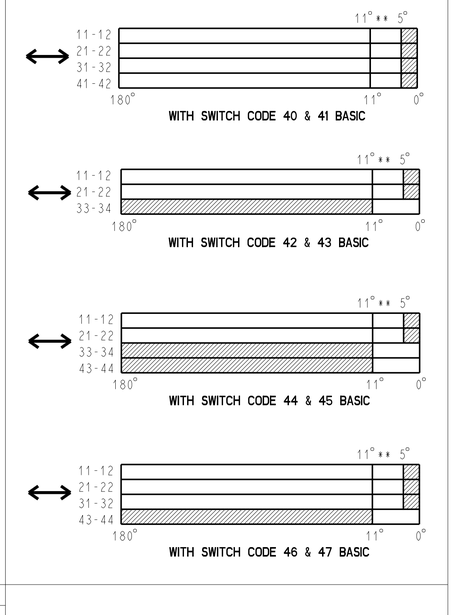

CODE 2 , LEVER TO TOP

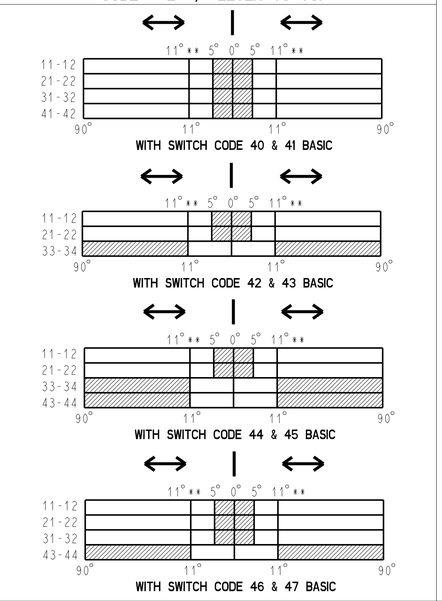

CONTACT CLOSED
CONTACT OPEN
** POSITIVE OPENING TO IEC 947-5-1

ELECTRICAL RATING - Ith = 10A

SILVER CONTACTS				GOLD PLATED CONTACTS
AC FOR SWITCH CODES 01, 07, 03, 33	AC FOR SWITCH CODES 06, 36	AC FOR SWITCH CODES 40,41,42,43,44,45,46,47	DC	
A600 AC15 Ue Ie	A500 AC15 Ue Ie	A300 AC15 Ue Ie	Q300 DC13 Ue Ie	1V 10uA MIN 50V 100mA MAX
VOLTS AMPS 120 6 240 3 380 1.9 480 1.5 500 1.4 600 1.2	VOLTS AMPS 120 6 240 3 380 1.9 480 1.5 500 1.4	VOLTS AMPS 120 6 240 3	VOLTS AMPS 125 0.55 250 0.27	

ENVIRONMENTAL

IP66 NEMA 1, 4, 12, 13
TEMP RANGE: -40°C TO +85°C
-40°F TO +185°F
STORAGE: -40°C TO +85°C
-40°F TO +185°F
SHOCK: 50G PER IEC 68-2-27
VIBRATION: 100G PER IEC 68-2-6

APPROVALS

IEC 947-5-1
EN50047

THIS DRAWING COVERS A PROPRIETARY ITEM AND IS THE PROPERTY OF MICRO SWITCH, A DIVISION OF HONEYWELL. THIS DRAWING IS NOT TO BE COPIED OR USED WITHOUT THE APPROVAL OF MICRO SWITCH.

FED. MFG. CODE 91929
MICRO SWITCH a Honeywell Division

LIMIT SWITCH

CATALOG LISTING
GS SERIES CHART 2

THIRD ANGLE PROJECTION
SCALE FULL
DO NOT SCALE PRINT
TOLERANCES
APPLY TO DESIGN UNITS. CONVERSIONS ARE ONLY FOR REFERENCE. UNLESS NOTED, TOLERANCES ARE ±

	DIM mm	TOL mm±	DIM in	TOL in±
NO PLACES	X	1/.04	X	0.8/.03
ONE PLACE	X.X	0.4/.016	X.XX	0.38/.015
TWO PLACES	X.XX	0.15/.006	X.XXX	0.13/.005
THREE PLACES				
ANGLES				

DESIGN UNITS SI METRIC [X] US CUSTOMARY [ ]
WEIGHT TBD

ANSI Y14.5M-1982 APPLIES

M GS SERIES CHART 2 | PAGE 1 OF 2 | RELEASE NO. PR-24250 | REPLACES
DRAWING NUMBER 12 | ISSUE
DRAWN S A V 18OCT99 | CHECK S A V 18OCT99 | CHECK SJS | CHECK
REVISIONS
L 0005762 DM 28 MAY 04 28MAY04
PTC/CAD

BODY CODES C AND D

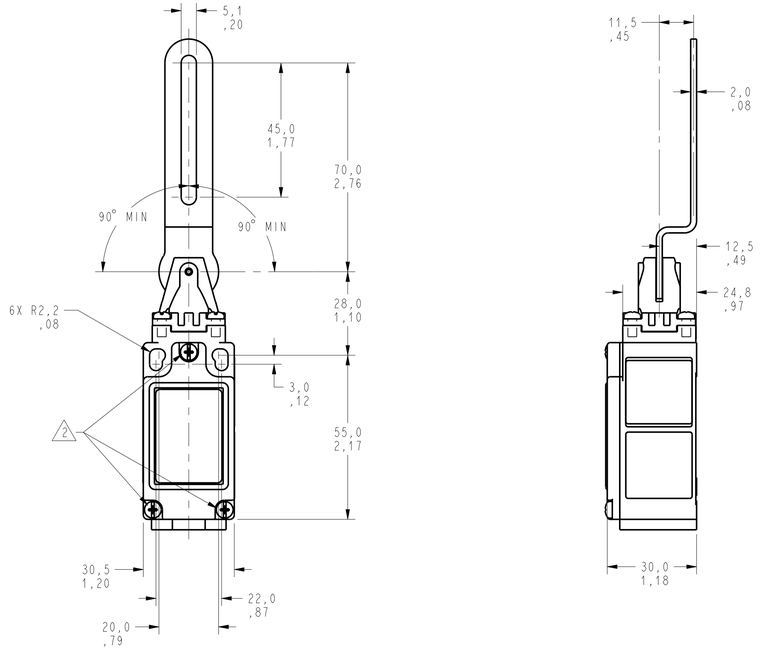

ACTUATOR CODE 2

BODY CODE E

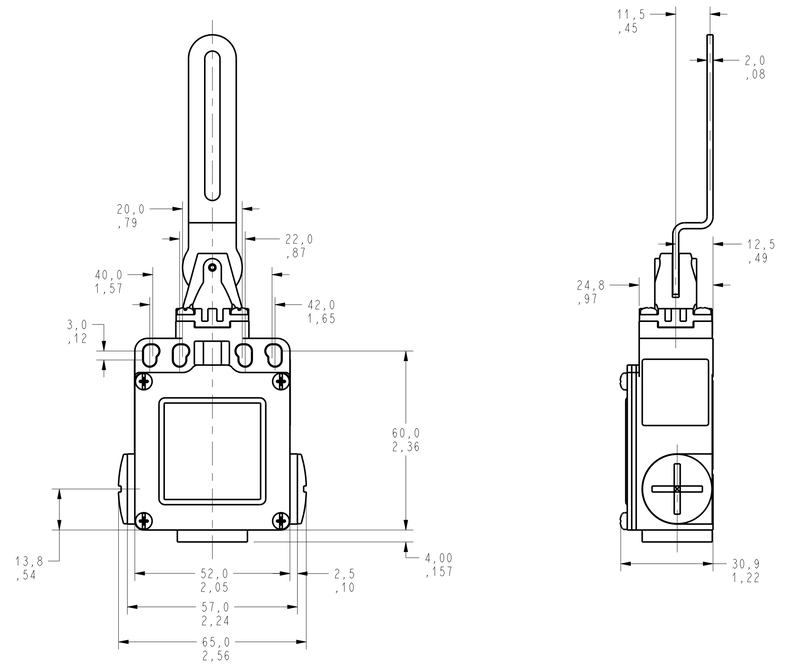

ACTUATOR CODE 2

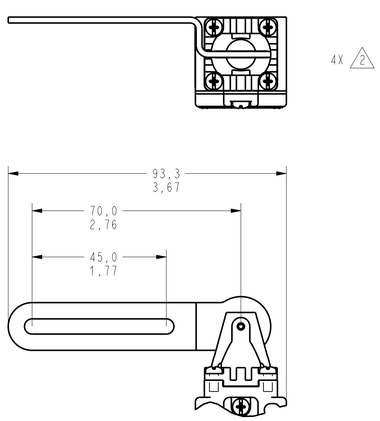

ACTUATOR CODE 1

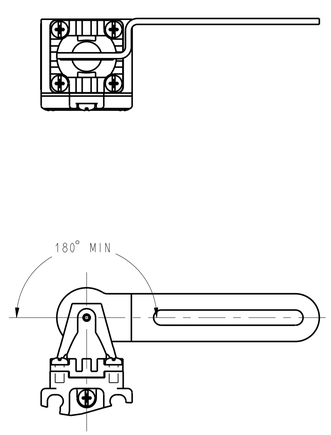

ACTUATOR CODE 3

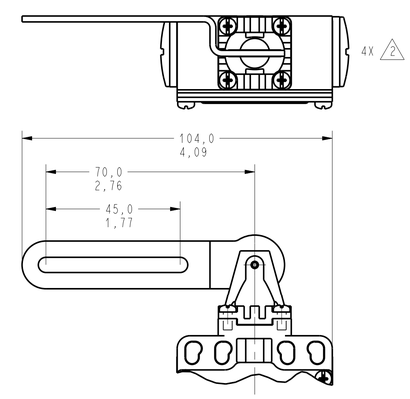

ACTUATOR CODE 1

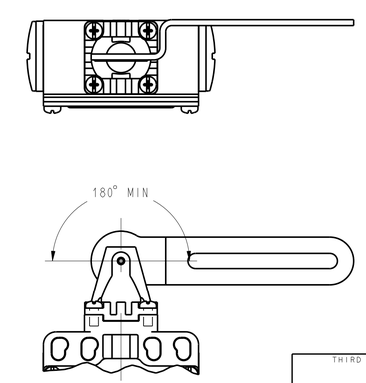

ACTUATOR CODE 3

THIRD ANGLE PROJECTION

SCALE FULL

DO NOT SCALE PRINT

TOLERANCES
APPLY TO DESIGN UNITS. CONVERSIONS ARE ONLY FOR REFERENCE. UNLESS NOTED, TOLERANCES ARE ±

	DIM mm	TOL mm/in	DIM in	TOL mm/in
NO PLACES	X	1/.04	X.X	0.8/.03
ONE PLACE	X.X	0.4/.016	X.XX	0.38/.015
TWO PLACES	X.XX	0.15/.006	X.XXX	0.13/.005
THREE PLACES				
ANGLES				

DESIGN UNITS SI METRIC [X] US CUSTOMARY [ ]

WEIGHT TBD

THIS DRAWING COVERS A PROPRIETARY ITEM AND IS THE PROPERTY OF MICRO SWITCH, A DIVISION OF HONEYWELL. THIS DRAWING IS NOT TO BE COPIED OR USED WITHOUT THE APPROVAL OF MICRO SWITCH.

FED. MFG. CODE 91929

MICRO SWITCH a Honeywell Division

LIMIT SWITCH

CATALOG LISTING GS SERIES CHART 2

ANSI Y14.5M-1982 APPLIES

M GS SERIES CHART 2

PAGE 2 OF 2

RELEASE NO. PR-24250

REPLACES

DRAWING NUMBER

ISSUE 12

REVISIONS

L 0005762 DM 28 MAY 04

CHECK SB 28MAY04

CHECK S A V 18OCT99

CHECK S A V 18OCT99

DRAWN S A V 18OCT99

PTC/CAD