

# BNC SERIES



**SPECIALTY  
CONNECTOR CO., INC.**

The BNC series are small, lightweight, weatherproof bayonet locking connectors for use on small and medium size cables. This series is very popular and well established with many styles and variations available. They are made to MIL-C-39012 although many older style designs are still available and are used. They are generally used for applications below 4 GHz.

### MATERIALS:

Body Parts: Brass per QQ-B-626, 1/2 HD.  
 Contacts: Male: Brass  
 Female: Beryllium copper per QQ-C-530  
 Insulators: TFE Fluorocarbon per L-P-403  
 Gaskets: Silicone rubber pre ZZ-R-765

### FINISH:

All parts plated to meet finish and corrosion requirements of MIL-C-39012.  
 Gold plating per MIL-G-45204.  
 Proprietary bright nickel (IP23).  
 Silver plating per QQ-S-365.

### MECHANICAL:

Force to Engage and Disengage:  
 Longitudinal force 3 lbs. max.  
 Torque 2 1/2 in. — lbs. max.  
 Coupling nut Retention force: 100 lb. min.  
 Connector Durability: 500 cycles min.

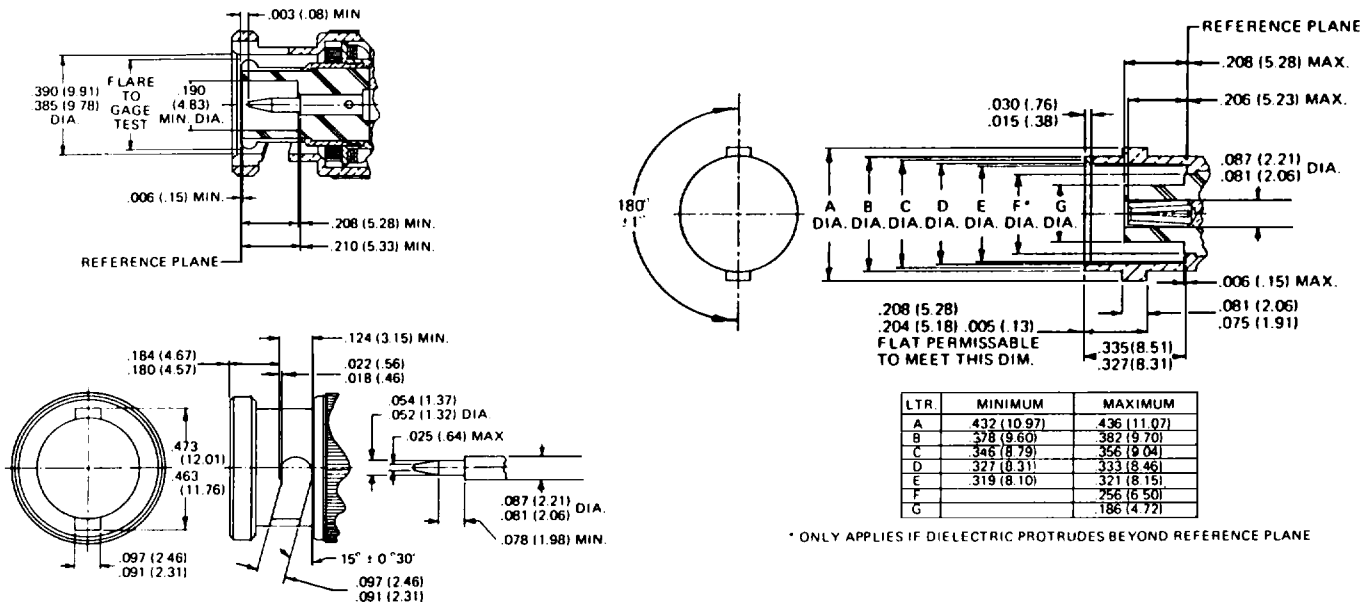
### ELECTRICAL:

Impedance: 50 ohms Nominal  
 Frequency: D.C. to 4 GHz  
 Insulation Resistance: 5000 MEGOHMS Min.  
 Voltage rating: 500 VRMS working Voltage  
 Dielectric Withstanding: 1,500 VRMS at sea level  
 R.F. Leakage: — (60—F GHz) dB max.  
 R.F. High Potential Withstanding Voltage:  
 1000 VRMS at 5 MHZ  
 Voltage Standing Wave ratio (VSWR):  
 1.30 Max. to 4 GHz  
 Insertion Loss: 0.1  $\sqrt{\text{FGHZ}}$  dB max.  
 Contact Resistance:  
 Outer contact: .2 Milliohms max.  
 Center contact: 1.5 Milliohms max.

### ENVIRONMENTAL:

Temperature rating: — 65°C to + 165°C  
 Vibration: MIL-STD-202, method 204, cond D.  
 Shock: MIL-STD-202, method 213, cond. G  
 Thermal shock: MIL-STD-202, method 107, cond. B  
 (— 65°C to + 115°C)  
 Corrosion (salt spray): MIL-STD-202, method 101,  
 cond. B  
 Moisture Resistance: MIL-STD-202, method 106

## INTERFACE DIMENSIONS PER MIL-C-39012

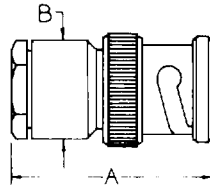


# BNC SERIES



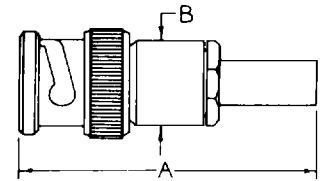
**SPECIALTY  
CONNECTOR CO., INC.**

## BNC PLUG — STRAIGHT



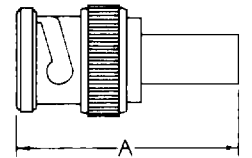
S/C Part No.	UG-U No.	Cable RG-U	Dimension		Engr. Data	Assy. Inst.
			A	B		
28P102-1		58	1-1/16	1/2	Straight Cut Style Hardware	AI-12
28P102-2		59	1-1/16	1/2	Straight Cut Style Hardware	AI-12
28P102-3		174	1-1/16	1/2	Straight Cut Style Hardware	AI-12
28P102-4		233	1-1/16	1/2	Straight Cut Style Hardware	AI-12
28P102-7		122	1-1/16	1/2	Straight Cut Style Hardware	AI-12
28P102-18		302	1-1/16	1/2	Straight Cut Hardware	AI-12
28P102-19		180,195	1-1/16	1/2	Straight Cut Hardware	AI-12
28P103-1	UG-260 U	59,62,71	63/64	7/16	Unimproved Hdwe. Rexolite Ins.	AI-14
28P104-1	UG-88C/U	55,58, 141,142, 223	1-3/64	1/2	Improved Hdwe. W/O Washer	AI-14
28P108-1		.141 OD SR	1-3/64	1/2	Plug-in, Semi-Rigid Cable	AI-21
28P108-2		.085 OD SR	1-3/64	1/2	Plug-in, Semi-Rigid Cable	AI-21
28P108-3		.250 OD SR	1-3/64	1/2	Plug-in, Semi-Rigid Cable	AI-21
28P108-4		.215 OD SR	1-3/64	1/2	Plug-in, Semi-Rigid Cable	AI-21
28P109-1		55,58, 141,142, 223	1-3/64	1/2	Captive Contact Improved Hdwe. W/O Washer	AI-20
28P109-2		59,62,71 210	1-3/64	1/2	Captive Contact Improved Hdwe. W/O Washer	AI-20
28P113-1		174,179A 187,188	1-3/64	1/2	Improved Hdwe. W/O Washer	AI-14
28P113-2		180,195	1-3/64	1/2	Improved Hdwe. W/O Washer	AI-14
28P113-3		179	1-3/64	1/2	Improved Hdwe. W/O Washer	AI-14
28P114-1		178,196	1-3/64	1/2	Improved Hdwe. W/O Washer	AI-14
28P129-1	UG-88 U	55,58	63/64	7/16	Unimproved Hdwe.	AI-14
28P135-1	UG-959A/U	8,9,213, 214	1-5/8	3/4	Improved Hdwe.	AI-87
28P136-1	UG-88E/U	58,59,141, 142,223	1-3/64	1/2	Improved Hdwe.	AI-14
28P145-1	UG-260A/U	59,62,71	63/64	7/16	Not Weatherproof, Rexolite Ins.	AI-14
28P146-1		174,179A 187,188	63/64	7/16	Unimproved Hdwe. Rexolite Ins.	AI-14
28P146-2		180,195	63/64	7/16	Unimproved Hdwe. Rexolite Ins.	AI-14
28P146-3		179	63/64	7/16	Unimproved Hdwe. Rexolite Ins.	AI-14
28P147-1	UG-260D/U	59,62,71	1-3/64	1/2	Improved Hdwe.	AI-14
28P147-3	UG-260C/U					
28P153-1	UG-88B/U	55,58	63/64	7/16	Not Weatherproof	AI-14
28P154-1		58	1-1/16	1/2	Straight Cut Style-Crimp Contact	AI-27
28P206-1		.141 O.D. S.R.	51/64	—	Solder on Style	AI-27
28P225-1		178,196	1-1/16	1/2	Straight Cut Hardware	AI-55
28P226-4		8,213	1-9/16	3/4	Straight Cut Hardware	AI-81
28P226-6		9,214	1-9/16	3/4	Straight Cut Hardware	AI-81
28P226-7		Belden 8214	1-9/16	3/4	Straight Cut Hardware	AI-81
28P248-1		Belden 8281	1-1/16	9/16	Straight Cut Hardware	AI-12
28P254-1		.141 O.D. S.R.	1-3/64	1/2	Solder on Bushing	AI-27
28P265-1		58,223	1-5/64	1/2	M39012-16-0101	AI-20
28P265-2		59,62	1-5/64	1/2	M39012-16-0102	AI-20
28P265-3		122	1-5/64	1/2	M39012-16-0103	AI-20
28P265-4		303	1-5/64	1/2	M39012-16-0111	AI-20
28P265-5		302	1-5/64	1/2	M39012-16-0118	AI-20

## BNC PLUG — STRAIGHT — LONG CRIMP



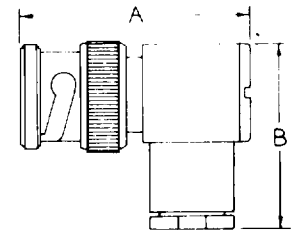

S/C Part No.	Cable RG-U	Crimp Tool	Dimension		Engr. Data	Assy. Inst.
			A	B		
28P106-1	58,141	.213 HEX	1 1/2	7/16	Captive Contact	AI-37
28P106-2	59,62,140	.255 HEX	1 1/2	7/16	Captive Contact	AI-37
28P106-3	55,142,223	.213 HEX	1 1/2	7/16	Captive Contact	AI-37
28P106-4	71	.268 HEX	1 1/2	7/16	Captive Contact	AI-37
28P106-5	122,180,195	.178 HEX	1 1/2	7/16	Captive Contact	AI-37
28P106-7	178,196	.105 HEX	1 1/2	7/16	Captive Contact	AI-37
28P106-11	174,179,316	.128 HEX	1 1/2	7/16	Captive Contact	AI-37
28P115-1	Amphenol 621-111	.384 HEX	1 17/32	1/2	Captive Contact	AI-37
28P213-3	58,141	.213 HEX	1 27/32	9/16	Booted Captive Contact	AI-37

## BNC PLUG — STRAIGHT — SHORT CRIMP




S/C Part No.	Cable RG-U	Crimp Tool	Dimension	Engr. Data	Assy. Inst.
			A		
28P107-1	58,141	.213 HEX	1-11/64		AI-26
28P107-2	59,62,140	.255 HEX	1-11/64		AI-26
28P107-3	55,142,223	.213 HEX	1-11/64		AI-26
28P107-5	122,180,195	.178 HEX	1-11/64		AI-26
28P184-1	174	.178 HEX	1-11/64		AI-26
28P200-1	55,223	.212 HEX .255 HEX	1-25/64	Crimp Braid Crimp Jacket	AI-26
28P270-6	58,303	.213 HEX	1-1/8	Crimp Captive Contact	AI-26
28P270-8	59	.255 HEX	1-1/8	Crimp Captive Contact	AI-26
28P270-10	55,223,400	.213 HEX	1-1/8	Crimp Captive Contact	AI-26
28P278-1	8,213	.429 HEX	1-11/16	Crimp Captive Contact	AI-26
28P278-2	9,214	.429 HEX	1-11/16	Crimp Captive Contact	AI-26

## BNC RIGHT ANGLE



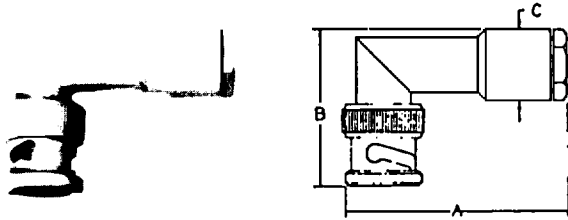
S/C Part No.	UG-U No.	Cable RG-U	Dimension		Engr. Data	Assy. Inst.
			A	B		
28P143-1		55,58	1-3/16	15/16	Unimproved Hdwe.	AI-46
28P143-2		59,62,71	1-3/16	15/16	Unimproved Hdwe.	AI-46
28P143-4		187,188	1-3/16	15/16	Unimproved Hdwe.	AI-46
28P234-1		180,195	1-3/16	63/64	Straight Cut Style	AI-46
28P234-2		59,62	1-3/16	63/64	Straight Cut Style	AI-46
28P242-1		58,223	1-3/16	1	Improved Hdwe.	AI-46

# BNC SERIES



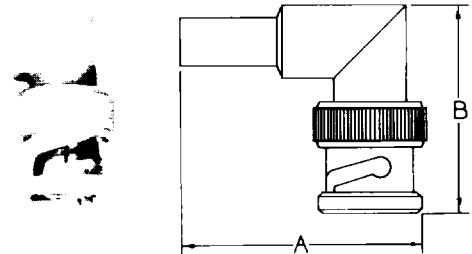
**SPECIALTY  
CONNECTOR CO., INC.**

## BNC RIGHT ANGLE



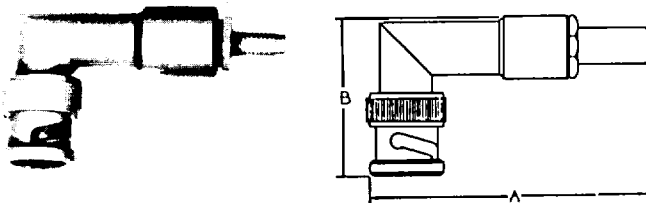
S/C Part No.	UG-U No.	Cable RG-U	Dimension			Engr. Data	Assy. Inst.
			A	B	C		
28P100-1	UG-913A-U	55,58,141 142,223	1-9/16	1-3/32	1/2	Improved Hdwe.	AI-14
28P100-3	UG-913-U	59,62,71	1-9/16	1-3/32	1/2	Improved Hdwe.	AI-14
28P101-1		55,58,141 142,223	1-9/16	1-3/32	1/2	Improved Hdwe W/O Washer	AI-14
28P132-1		58	1-9/16	1-3/32	1/2	Improved Straight Cut	AI-12
28P132-2		59	1-9/16	1-3/32	1/2	Improved Straight Cut	AI-12
28P132-3		174	1-9/16	1-3/32	1/2	Improved Straight Cut	AI-12
28P132-4		223	1-9/16	1-3/32	1/2	Improved Straight Cut	AI-12
28P132-8		303	1-9/16	1-3/32	1/2	Improved Straight Cut	AI-12
28P232-1		8,213	1-43/64	1-7/32	3/4	Improved Straight Cut	AI-12
28P232-2		9,214	1-43/64	1-7/32	3/4	Improved Straight Cut	AI-12

## BNC PLUG — RIGHT ANGLE — SHORT CRIMP



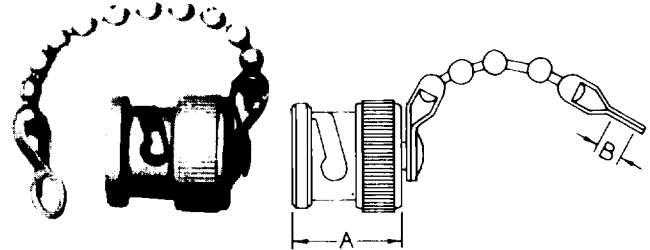
S/C Part No.	Cable RG-U	Crimp Tool	Dimension		Engr. Data	Assy. Inst.
			A	B		
28P150-1	58,141	.213 HEX	1-17/32	1-1/32		AI-26
28P150-2	59,62,140	.255 HEX	1-17/32	1-1/32		AI-26
28P150-3	55,142,223	.213 HEX	1-17/32	1-1/32		AI-26
28P150-4	71	.268 HEX	1-17/32	1-1/32		AI-26
28P150-5	122,180,195	.178 HEX	1-17/32	1-1/32		AI-26
28P271-5	59	.255 HEX	1-21/32	1-1/32		Crimp Captive Contact
28P271-6	58,303	.213 HEX	1-21/32	1-1/32		Crimp Captive Contact
28P271-7	223,400	.213 HEX	1-21/32	1-1/32		Crimp Captive Contact
28P279-1	8,213	.429 HEX	1-13/16	1-1/8		Crimp Captive Contact
28P279-2	8,214	.429 HEX	1-13/16	1-1/8		Crimp Captive Contact

## BNC PLUG — RIGHT ANGLE — LONG CRIMP



S/C Part No.	Cable RG-U	Crimp Tool	Dimension		Engr. Data	Assy. Inst.
			A	B		
28P149-1	58,141	.213 HEX	1-27/32	1-3/32	Captive Contact	AI-37
28P149-2	59,62,140	.255 HEX	1-27/32	1-3/32	Captive Contact	AI-37
28P149-3	55,142,223	.213 HEX	1-27/32	1-3/32	Captive Contact	AI-37
28P149-4	71	.268 HEX	1-27/32	1-3/32	Captive Contact	AI-37
28P149-5	122,180,195	.178 HEX	1-27/32	1-3/32	Captive Contact	AI-37
28P149-7	178,196	.105 HEX	1-27/32	1-3/32	Captive Contact	AI-37
28P149-10	174,179,316	.128 HEX	1-27/32	1-3/32	Captive Contact	AI-37
28P287-1	55,223	.213 HEX	2-7/32	1-1/8	Booted	AI-37

## BNC PLUG CAP & CHAIN



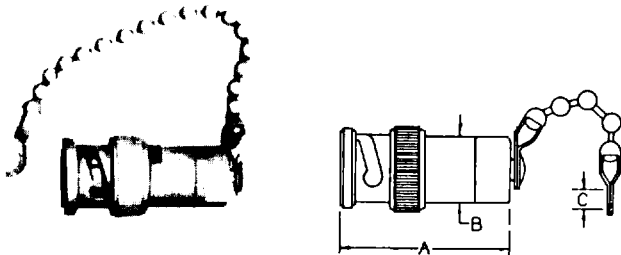
S/C Part No.	Mtl Type	Dimension		Engr. Data
		A	B	
28PC100-1	CW-155A-U	19/32		No Chain
28PC101-1	CW-123A-U	19/32	.144	2-1/2" Bead Chain
28PC102-1	CW-159-U	19/32	.144	Shorting Plug, 2-1/2" Bead Chain
28PC104-3		11/16		Shorting Plug - No Chain
28PC106-3		19/32	.144	2-1/2" Plastic Chain
28PC108-1		19/32	.144	Shorting Plug, 3" Plastic Chain
28PC110-1		19/32	.473	2-1/2" Bead Chain
28PC110-2		19/32	.505	2-1/2" Bead Chain

# BNC SERIES



**SPECIALTY  
CONNECTOR CO., INC.**

## BNC PLUG TERMINATION



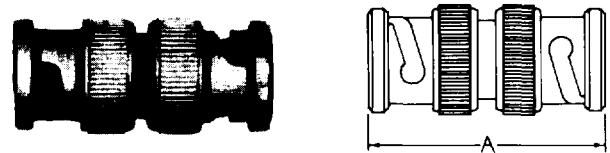
S/C Part No.	Mil Type	Resistor 5%		Dimension			Engr. Data
		Ohm	Watt	A	B	C	
28PO100-1	MX-554/U	100	1/2	1-3/16	1/2	.144	3-1/2" Bead Chain
28PO100-2		51	1/2	1-3/16	1/2	.144	3-1/2" Bead Chain
28PO100-3		75	1/2	1-3/16	1/2	.144	3-1/2" Bead Chain
28PO100-4		91	1/2	1-3/16	1/2	.144	3-1/2" Bead Chain
28PO100-5		510	1/2	1-3/16	1/2	.144	3-1/2" Bead Chain
28PO100-6		1000	1/2	1-3/16	1/2	.144	3-1/2" Bead Chain
28PO100-7		150	1/2	1-3/16	1/2	.144	3-1/2" Bead Chain
28PO100-8		51	1	1-3/16	1/2	.144	3-1/2" Bead Chain
28PO101-1		100	1/2	1-1/8	7/16	.144	3-1/2" Bead Chain
28PO101-2		51	1/2	1-1/8	7/16	.144	3-1/2" Bead Chain
28PO101-3		75	1/2	1-1/8	7/16	.144	3-1/2" Bead Chain
28PO101-4		91	1/2	1-1/8	7/16	.144	3-1/2" Bead Chain
28PO102-1		51	1/2	1-1/8	7/16		No Chain
28PO102-4		100	1/2	1-1/8	7/16		No Chain
28PO103-1		50	1	1-3/16	9/16		Precision Termination No Chain
28PO107-1		51	2	1-33/64	9/16	.144	3-1/2" Chain

## BNC PLUG RECEPTACLE — SINGLE HOLE MOUNT



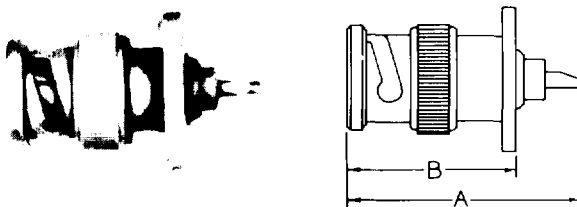
S/C Part No.	Dimension		Mtg. Hole	Engr. Data
	A	B		
28PR107-1	1-1/4	19/32	D8	Screws into 3/8-32 Tapped Hole Isolated Ground
28PR102-2	1-1/4	37/64		
28PR123-1	1-1/4	9/16	D4	

## BNC ADAPTER — STRAIGHT



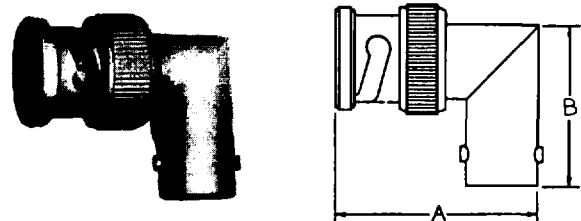
S/C Part No.	UG-U No.	Adapter Ends	Dimension	Engr. Data
			A	
28A101-1	UG-491B/U	Plug-Plug	1-15/64	Improved

## BNC PLUG RECEPTACLE — FLANGE MOUNT



S/C Part No.	UG-U No.	Mtg. Plate	Dimension		Engr. Data
			A	B	
28PR100-1	UG-1104A/U	2C	1-3/16	55/64	Improved .062 ID Solder Pot
28PR103-2		2B	1-3/16	27/32	-.062 ID Solder Pot
28PR105-1		1A	1-3/16	27/32	Improved .062 ID Solder Pot
28PR113-1				1-1/32	27/32

## BNC ADAPTER — RIGHT ANGLE



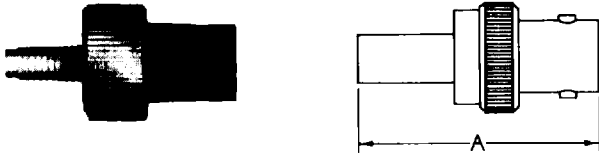
S/C Part No.	UG-U No.	Adapter Ends	Dimension		Engr. Data
			A	B	
28AR100-1	UG-306B/U	Plug-Jack	1-1/32	51/64	Improved
28AR101-1	UG-306/U	Plug-Jack	1	29/32	Unimproved

# BNC SERIES



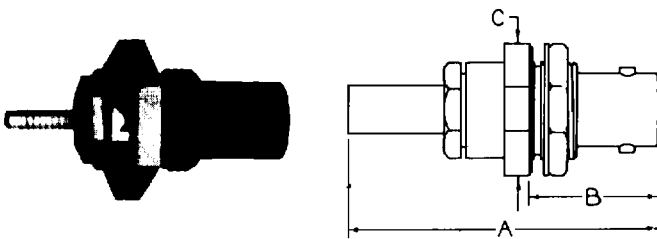
**SPECIALTY  
CONNECTOR CO., INC.**

## BNC JACK — STRAIGHT — SHORT CRIMP



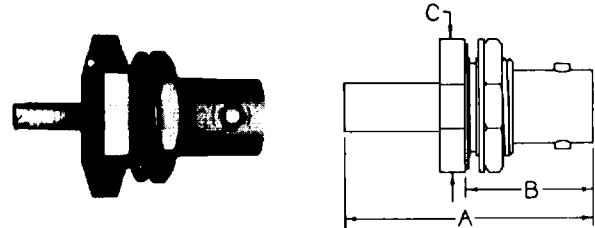
S/C Part No.	Cable RG-U	Crimp Tool	Dimension			Engr. Data	Assy. Inst.
			A	B	C		
28J107-1	58,141	.213 HEX	1-15/64				AI-26
28J107-2	59,62,140	.255 HEX	1-15/64				AI-26
28J107-3	55,142,223	.213 HEX	1-15/64				AI-26
28J129-1	174	.178 HEX	1-15/64				
28J163-2	223	.213 HEX	1-3/16			Crimp Captive Contact	
28J163-5	59,210	.255 HEX	1-3/16			Crimp Captive Contact	
28J163-6	58	.213 HEX	1-3/16			Crimp Captive Contact	
28J164-1	8,213	.429 HEX	1-17/32			Crimp Captive Contact	
28J164-2	9,214	.429 HEX	1-17/32			Crimp Captive Contact	

## BNC JACK — STRAIGHT — SINGLE HOLE MOUNT — LONG CRIMP



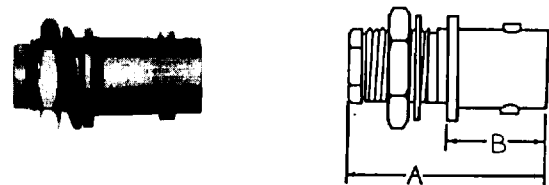
S/C Part No.	Cable RG-U	Crimp Tool	Dimension			Mfg. Hole	Engr. Data	Assy. Inst.
			A	B	C			
28JS105-1	58	.213 HEX	1-25/32	3/4	5/8	D4	Isolated Ground Captive Contact	AI-37
28JS105-2	59	.255 HEX	1-25/32	3/4	5/8	D4	Isolated Ground Captive Contact	AI-37
28JS106-1	Amphenol 621-111	.429 HEX	1-19/32	43/64	11/16	D4	Captive Contact	
28JS106-2	8,213	.429 HEX	1-19/32	43/64	11/16	D4	Captive Contact	
28JS122-1	58,141	.213 HEX	1-1/2	43/64	11/16	D4	Isolated Ground Captive Contact	AI-37
28JS122-2	59,62,140	.255 HEX	1-1/2	43/64	11/16	D4	Captive Contact	AI-37
28JS122-3	188,316	.128 HEX	1-1/2	43/64	11/16	D4	Captive Contact	AI-37
28JS122-8	178,196	.105 HEX	1-1/2	43/64	11/16	D4	Captive Contact	AI-37
28JS152-1	187,188	.178 HEX	1-25/32	25/32	5/8	D4	Isolated Ground Captive Contact	AI-37

## BNC JACK — STRAIGHT — SINGLE HOLE MOUNT — SHORT CRIMP



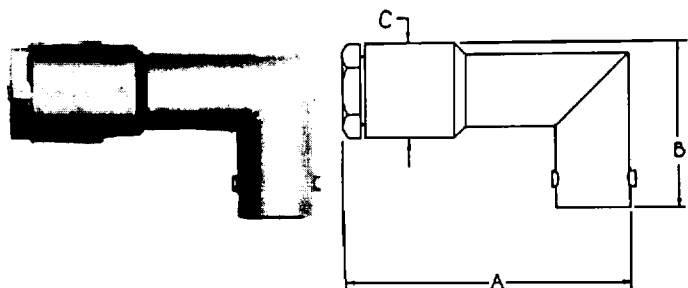
S/C Part No.	Cable RG-U	Crimp Tool	Dimension			Mfg. Hole	Engr. Data	Assy. Inst.
			A	B	C			
28JS126-1	58,141	.213 HEX	1-5/16	43/64	11/16	D4		AI-26
28JS126-2	59,62,140	.255 HEX	1-5/16	43/64	11/16	D4		AI-26
28JS126-3	55,223	.213 HEX	1-5/16	43/64	11/16	D4		AI-26
28JS126-6	122,180,195	.178 HEX	1-5/16	43/64	11/16	D4		AI-26
28JS198-1	58	.213 HEX	1-3/18	13/16	11/16	D4	Crimp Captive Contact	
28JS198-2	59	.255 HEX	1-3/8	13/16	11/16	D4	Crimp Captive Contact	
28JS198-3	180,195	.178 HEX	1-3/8	13/16	11/16	D4	Crimp Captive Contact	
28JS204-1	174,316	.178 HEX	1-3/8	3/4	11/16	D4	Crimp Captive Contact	

## BNC JACK — STRAIGHT — SINGLE HOLE MOUNT



S/C Part No.	Cable RG-U	Dimension		Mfg. Hole	Engr. Data	Assy. Inst.
		A	B			
28JS155-1	.085 DIA.	29/32	9/16	D8	Solder Bushing Plug in Contact	AI-65
28JS155-2	.141 DIA.	29/32	9/16	D8	Solder Bushing Plug in Contact	AI-65

## BNC JACK — RIGHT ANGLE



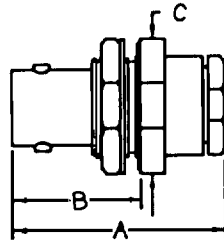
S/C Part No.	Cable RG-U	Dimension			Engr. Data	Assy. Inst.
		A	B	C		
28J128-1	58	1-21/32	55/64	1/2	Straight Cut Style	AI-12

# BNC SERIES



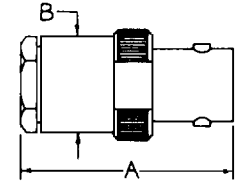
**SPECIALTY  
CONNECTOR CO., INC.**

## BNC JACK — STRAIGHT — SINGLE HOLE MOUNT



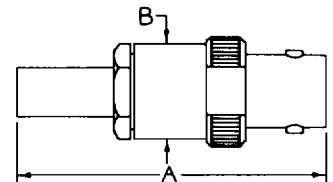
S/C Part No.	UG-U No.	Cable RG-U	Dimension			Mfg. Hole	Engr. Data	Asst. Inst.
			A	B	C			
28JS104-1		58	1-7/16	3/4	5/8	D4	Straight Cut Isolated Ground	AI-12
28JS104-2		59,62	1-7/16	3/4	5/8	D4	Straight Cut Isolated Ground	AI-12
28JS104-3		174, 187, 188	1-7/16	3/4	5/8	D4	Straight Cut Isolated Ground	AI-12
28JS117-1	UG-909B/U	55,58,141, 142,223	1-1/8	13/16	11/16	D4	Improved	AI-14
28JS119-1	UG-910A/U	59,62,71	1-1/8	13/16	11/16	D4	Improved	AI-14
28JS119-3	UG-910/U							
28JS120-1		58	1-1/8	13/16	11/16	D4	Improved Straight Cut	AI-12
28JS120-2		59	1-1/8	13/16	11/16	D4	Improved Straight Cut	AI-12
28JS120-3		174,188	1-1/8	13/16	11/16	D4	Improved Straight Cut	AI-12
28JS120-4		223	1-1/8	13/16	11/16	D4	Improved Straight Cut	AI-12
28JS120-9		302	1-1/8	13/16	11/16	D4	Improved Straight Cut	AI-12
28JS120-12		178,196	1-1/8	13/16	11/16	D4	Improved Straight Cut	AI-12
28JS120-15		303	1-1/8	13/16	11/16	D4	Improved Straight Cut	AI-12
28JS121-1	UG-909-U	55,58,141, 142,223	1-1/8	43/64	11/16	D4	Improved W/O Washer	AI-14
28JS123-1		58	1-1/16	33/64	5/8	D10	Unimproved Reverse Mount	
28JS125-1		187,188	1-1/16	27/32	5/8	D11	Unimproved	
28JS125-2		58	1-1/16	27/32	5/8	D11	Unimproved	
28JS127-1		174, 179A, 187, 188	1-1/8	13/16	11/16	D4	Improved W/O Washer	AI-14
28JS127-2		180,195	1-1/8	13/16	11/16	D4	Improved W/O Washer	AI-14
28JS127-3		179	1-1/8	13/16	11/16	D4	Improved W/O Washer	AI-14
28JS127-6		178,196	1-1/8	13/16	11/16	D4	Improved	AI-14
28JS128-1	UG-909A/U	55,58,141, 142,223	1-1/8	13/16	11/16	D4	Improved	AI-14
28JS129-1		55,58	1-15/32	3/4	5/8	D4	Isolated Ground	AI-14
28JS129-2		59,62	1-15/32	3/4	5/8	D4	Isolated Ground	AI-14
28JS129-3		174,187,188	1-15/32	3/4	5/8	D4	Isolated Ground	AI-14
28JS129-4		180,195	1-15/32	3/4	5/8	D4	Isolated Ground	AI-14
28JS138-1		179	1-13/32	15/32	5/8	D4	Isolated Ground Reverse Mount	
28JS154-1		.141 OD SR	1-1/8	13/16	11/16	D4	Plug-in Style	AI-21
28JS154-2		.085 OD SR	1-1/8	13/16	11/16	D4	Plug-in Style	AI-21
28JS154-3		.250 OD SR	1-1/8	13/16	11/16	D4	Plug-in Style	AI-21
28JS179-1		.141 S.R.	1-1/8	43/64	11/64	D4	Solder on Bushing	
28JS185-2		58,223	1-1/8	13/16	11/16	D4	M39012/19-0101	
28JS185-3		59,210	1-1/8	13/16	11/16	D4	M39012/19-0102	
28JS185-4		122	1-1/8	13/16	11/16	D4	M39012/19-0110	
28JS185-5		303	1-1/8	13/16	11/16	D4	M39012/19-0111	
28JS185-6		302	1-1/8	13/16	11/16	D4	M39012/19-0118	
28JS191-3		174,316	1-1/8	13/16	11/16	D4	Straight Cut Braid Clamp	

## BNC JACK — STRAIGHT



S/C Part No.	UG-U No.	Cable RG-U	Dimension		Engr. Data	Asst. Inst.
			A	B		
28J110-1	UG-89C/U	55,58,141, 142,223	1-1/8	1/2	Improved	AI-14
28J110-4		174,316	1-1/8	1/2	Improved	AI-14
28J110-5		178,196	1-1/8	1/2	Improved	AI-14
28J110-6		122,180,195	1-1/8	1/2	Improved	AI-14
28J111-1	UG-261C/U	59,62,71	1-1/8	1/2	Improved	AI-14
28J112-1		58	1-1/8	1/2	Straight Cut Hdwe.	AI-12
28J112-2		59	1-1/8	1/2	Straight Cut Hdwe.	AI-12
28J112-3		223	1-1/8	1/2	Straight Cut Hdwe.	AI-12
28J112-4		174,316	1-1/8	1/2	Straight Cut Hdwe.	AI-12
28J112-7		180,195	1-1/8	1/2	Straight Cut Hdwe.	AI-12
28J112-9		303	1-1/8	1/2	Straight Cut Hdwe.	AI-12
28J114-1	UG-89-U	55,58	1-1/16	7/16	Unimproved	
28J119-5		8,9,213,214	1-1/2	3/4	Improved	AI-87
28J125-1		55,58	1-1/8	1/2	Captive Contact	AI-20
28J126-1	UG-261/U	59,62	1-1/16	7/16	Unimproved	
28J150-1		178,196	1-1/8	1/2	Straight Cut Hdwe.	
28J151-4		9,214	1-7/16	3/4	Straight Cut Hdwe.	AI-81
28J151-5		8,213	1-7/16	3/4	Straight Cut Hdwe.	AI-81
28J161-1		58,223	1-1/8	1/2	M39012/17-0101	AI-14
28J161-2		59,210	1-1/8	1/2	M39012/17-0102	AI-14
28J161-3		122	1-1/8	1/2	M39012/17-0103	AI-14
28J161-4		303	1-1/8	1/2	M39012/17-0111	AI-14
28J161-5		302	1-1/8	1/2	M39012/17-0118	AI-14

## BNC JACK — STRAIGHT — LONG CRIMP



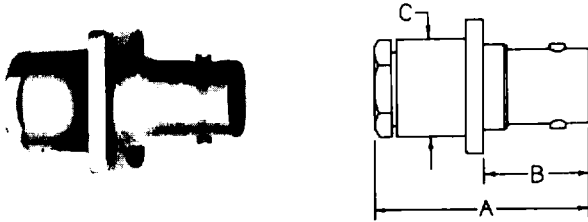
S/C Part No.	Cable RG-U	Crimp Tool	Dimension		Engr. Data	Asst. Inst.
			A	B		
28J106-1	58,141	.213 HEX	1-15/32	7/16	Captive Contact	AI-37
28J106-2	59,62,140	.255 HEX	1-15/32	7/16	Captive Contact	AI-37
28J106-3	55,142,223	.213 HEX	1-15/32	7/16	Captive Contact	AI-37
28J106-4	71	.268 HEX	1-15/32	7/16	Captive Contact	AI-37
28J106-5	122,180,195	.178 HEX	1-15/32	7/16	Captive Contact	AI-37
28J106-8	178,196	.105 HEX	1-15/32	7/16	Captive Contact	AI-37
28J147-2	Belden 8212	.255 HEX	1-15/32	7/16	Captive Contact	AI-37

# BNC SERIES



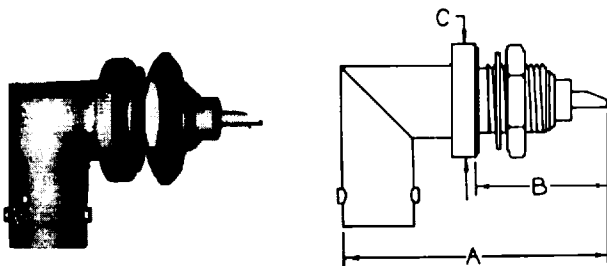
**SPECIALTY  
CONNECTOR CO., INC.**

## BNC JACK — STRAIGHT — FLANGE MOUNT



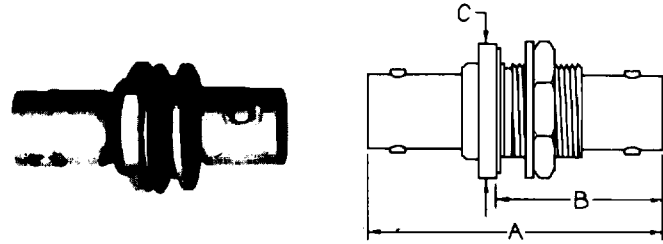
S/C Part No.	UG-/U No.	Cable RG-/U	Dimension			Mfg. Hole	Engr. Data	Assy. Inst.
			A	B	C			
28JF103-1	UG-291C/U	55,58,141 142,223	1-1/8	35/64	1/2	3A	Improved	AI-14
28JF104-1	UG-291B/U	55,58,141 142,223	1-1/8	35/64	1/2	3A	Improved W/O Washer	AI-14
28JF105-1	UG-262C/U	59,62,71	1-1/8	35/64	1/2	3A	Improved	AI-14
28JF106-1		58	1-1/8	35/64	1/2	3A	Improved Straight Cut	AI-12
28JF106-2	UG-291/U	59	1-1/8	35/64	1/2	3A	Improved Straight Cut	AI-12
28JF106-3		174	1-1/8	35/64	1/2	3A	Improved Straight Cut	AI-12
28JF106-4		223	1-1/8	35/64	1/2	3A	Improved Straight Cut	AI-12
28JF107-1		174,179A 187,188	1-1/8	35/64	1/2	3A	Improved	AI-14
28JF108-1	UG-291/U	55,58	1-1/16	5/8	7/16	3A	Unimproved	
28JF113-1		.141 OD SR	1-1/8	35/64	1/2	3A	Solder on Bushing	
28JF113-2		.085 OD SR	1-1/8	35/64	1/2	3A	Solder on Bushing	
28JF114-1		59,210	1-1/8	35/64	1/2	3A	M39012/18-0101	
28JF114-2		58,223	1-1/8	35/64	1/2	3A	M39012/18-0102	
28JF114-3		122	1-1/8	35/64	1/2	3A	M39012/18-0103	
28JF114-4		303	1-1/8	35/64	1/2	3A	M39012/18-0111	
28JF114-5		302	1-1/8	35/64	1/2	3A	M39012/18-0118	

## BNC JACK RECEPTACLE — RIGHT ANGLE — SINGLE HOLE MOUNT



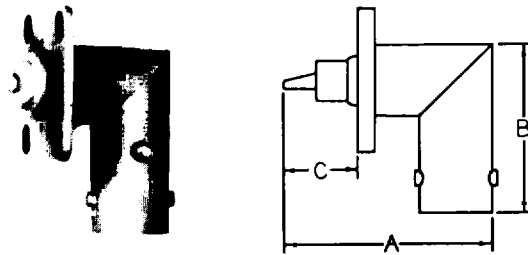
S/C Part No.	UG-/U No.	Dimension			Mfg. Hole	Engr. Data
		A	B	C		
28JR101-1	UG-1098A/U	1-11/32	3/4	19/32	D7	Improved .062 ID Solder Pot
28JR136-1	UG-1098/U	1-7/32	5/8	19/32	D7	Improved .062 ID Solder Pot
28JR137-1	UG-1174/U	1-7/32	5/8	19/32	D6	Improved .062 ID Solder Pot

## BNC ADAPTER — STRAIGHT — SINGLE HOLE MOUNT




S/C Part No.	UG-/U No.	Adapter Ends	Dimension			Mtg. Hole	Engr. Data
			A	B	C		
28AS100-1	UG-492D/U	Jack-Jack	1-9/32	51/64	5/8	D4	Isolated Ground
28AS101-1		Jack-Jack	1-17/32	55/64	11/16	D4	Improved Herm. Seal
28AS103-1		Jack-Jack	1-9/32	49/64	11/16	D4	Improved
28AS104-1		Jack-Jack	1-25/64	47/64	11/16	D4	Improved Herm. Seal

## BNC JACK RECEPTACLE — RIGHT ANGLE — FLANGE MOUNT



S/C Part No.	UG-/U No.	Dimension			Mtg. Plate	Engr. Data
		A	B	C		
28JR104-1	UG-535/U	29/32	29/32	19/64	2B	Unimproved Teflon Ins. .059 ID Solder Pot

## BNC TERMINATION — STRAIGHT — SINGLE HOLE MOUNT



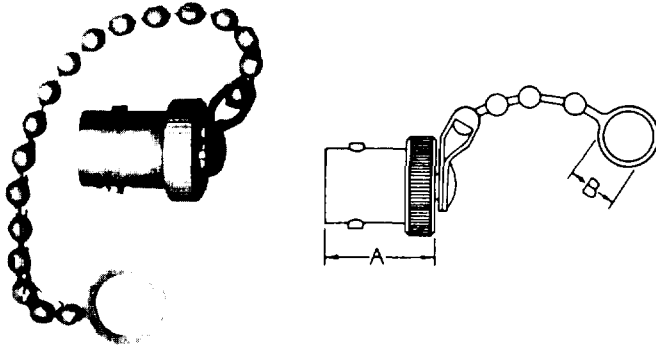
S/C Part No.	Mil Type	Cable TG-/U	Dimension			Mtg. Hole	Engr. Data
			A	B	C		
28TS100-1	MX-1530/U	59,62,71	51/64	7/16	5/16	C3	Unimproved
28TS101-1	MX-1684/U	55,58,223	51/64	7/16	5/16	C3	Unimproved
28TS102-1	MX-1684A/U	55,58,223	7/8	1/2	5/16	C3	Improved W/O Washer
28TS105-1	MX-1530A/U	59,62,71	7/8	1/2	5/16	C3	Improved W/O Washer

# BNC SERIES



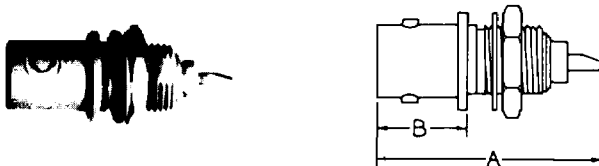
**SPECIALTY  
CONNECTOR CO., INC.**

## BNC JACK CAP & CHAIN



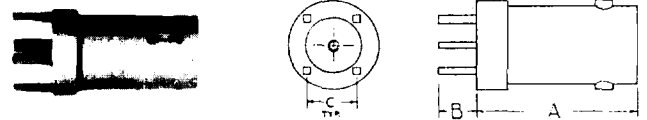
S/C Part No.	Mil Type	Dimension		Engr. Data
		A	B	
28JC100-1	CW-282/U	37/64	9/32	3" Bead Chain
28JC100-2		37/64	.144	3" Bead Chain
28JC101-1		21/32		Shorting Cap No Chain

## BNC JACK RECEPTACLE — STRAIGHT — SINGLE HOLE MOUNT



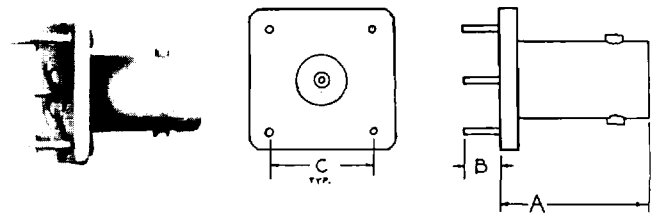
S/C Part No.	UG-/U No.	Dimension		Mtg. Hole	Engr. Data
		A	B		
28JR102-1	UG-1094A/U	1-3/16	15/32	D8	Improved .062 ID Solder Pot
28JR103-2		1-1/16	15/32	D4	Improved .062 ID Solder Pot
28JR105-1	UG-625B/U	1-1/16	31/64	D6	Improved .062 ID Solder Pot
28JR106-1		1-1/16	31/64	D4	Isolated Ground
28JR115-1		1-1/16	3/4	D4	Isolated Ground, Reverse Mount
28JR117-1	UG-912A/U	1-13/64	33/64	D7	Herm. Seal, Lug Terminal
28JR121-1	UG-625/U	1-1/16	1/2	D6	Rexolite Ins.
28JR124-1	UG-1094/U	1-1/16	15/32	D8	Improved .062 ID Solder Pot
28JR125-1	UG-1873/U	1-13/64	33/64	D7	Herm. Seal, Lug Terminal
28JR126-1	UG-657/U	1-19/64	19/32	DD2	Rexolite Ins. Pressurized
28JR142-1	UG-912/U	1-13/64	33/64	D7	Herm. Seal, Lug Terminal
28JR147-1	UG-911A/U	1-13/64	53/64	D4	Herm. Seal, Lug Terminal Reverse Mount
28JR182-1	UG-657A/U	1-19/64	19/32	DD2	Teflon Ins.
28JR195-1	UG-604/U	1-1/32	35/64	DD3	Rexolite Ins.
28JR205-1		1-1/16	15/32	DD4	
28JR214-1		1-3/16	41/64	D4	Isolated Ground, Herm. Sealed
28JR232-1	UG-625C/U	1-1/16	31/64	D6	Improved
28JR281-1		1-3/16	15/32	D8	M39012/21-0002
28JR284-1		1-1/16	25/32	D4	Reverse Mount
28JR333-1		1-1/16	31/64	D5	M39012/21-0001
28JR333-2		1-3/16	31/64	D5	M39012/21-0003

## BNC JACK RECEPTACLE — PRINTED CIRCUIT BOARD



S/C Part No.	Dimension			Engr. Data
	A	B	C	
28JR299-3	45/64	.189	.250	.040 Square Legs

## BNC JACK RECEPTACLE — PRINTED CIRCUIT BOARD MOUNT



S/C Part No.	Dimension			Engr. Data
	A	B	C	
28JR198-1	45/64	.189	.500	.038 Dia. Legs
28JR198-2	21/32	.125	.500	.038 Dia. Legs

## BNC JACK RECEPTACLE — STRAIGHT — FLANGE MOUNT



S/C Part No.	UG-/U No.	Dimension		Mtg. Plate	Engr. Data
		A	B		
28JR100-1	UG-290A/U	1-1/16	5/8	3A	Improved .062 ID Solder Pot
28JR107-1	UG-185/U	1-1/16	9/16	2B	Unimproved Rexolite Ins. Turret Lug Terminal
28JR109-1	UG-447/U	1-1/32	5/8	3C	Unimproved Rexolite Ins. .043 ID Solder Pot
28JR143-1		1-1/16	5/8	1A	Improved .062 ID Solder Pot
28JR155-1		1-1/32	5/8	3B	Unimproved Rexolite Ins. .043 ID Solder Pot
28JR171-1	UG-290/U	1-1/32	5/8	3A	Unimproved Rexolite Ins. .043 ID Solder Pot
28JR227-1		1-1/16	5/8	3A	M39012-22-0001
28JR240-1		1-1/32	5/8	2B	Rexolite Ins.
28JR255-1		1-1/16	5/8	3B	Improved .062 ID Solder Pot
28JR312-2		1-1/16	5/8	2B	Improved .062 ID Solder Pot

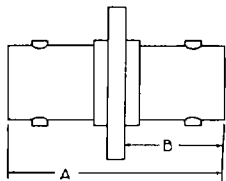


# BNC SERIES



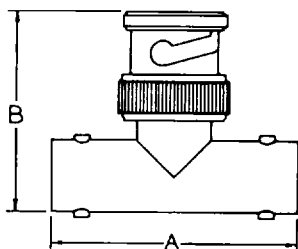

**SPECIALTY  
CONNECTOR CO., INC.**

## BNC ADAPTER — FLANGE MOUNT — JACK TO JACK



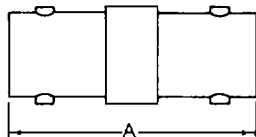
S/C Part No.	UG-U No.	Dimension		Mtg. Plate	Engr. Data
		A	B		
28AF100-1	UG-414A/U	1-9/32	19/32	3A	

## BNC ADAPTER — TEE



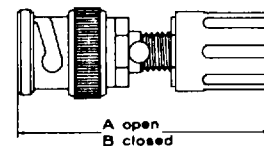
S/C Part No.	UG-U No.	Adapter Ends	Dimension		Engr. Data
			A	B	
28AT100-1		Jack-Jack-Jack	1-9/32	57/64	Improved
28AT101-1	UG-274B/U	Jack-Plug-Jack	1-9/32	1-1/32	Improved
28AT102-1	UG-274/U	Jack-Plug-Jack	1-9/32	1-5/64	Unimproved
28AT105-1	UG-274A/U	Jack-Plug-Jack	1-9/32	1-1/32	Improved
28AT106-1		Jack-Jack-Plug	1-31/64	57/64	
28AT116-1		Plug-Jack-Plug	1-13/16	63/64	
28AT117-1		Plug-Plug-Plug	1-13/16	1-7/32	

## BNC ADAPTER — STRAIGHT



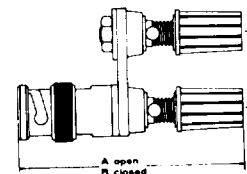
S/C Part No.	UG-U No.	Adapter Ends	Dimension	Engr. Data
			A	
28A100-1	UG-914/U	Jack-Jack	1-9/32	Improved

## BNC PLUG BINDING POST



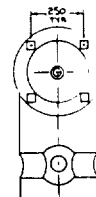
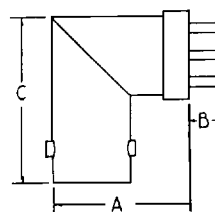
S/C Part No.	UG-U No.	Dimension		Engr. Data
		A	B	
28PB100-1	UG-1090/U	1-9/16	1-5/16	Accepts Banana Plug

## BNC PLUG — DOUBLE BINDING POST




S/C Part No.	UG-U No.	Dimension		Engr. Data
		A	B	
28PB102-2		2-11/64	1-63/64	Accepts Double Banana Plug

## BNC JACK RECEPTACLE RIGHT ANGLE PRINTED CIRCUIT BOARD MOUNT



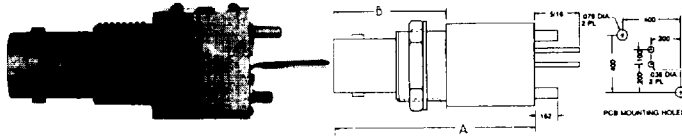
S/C Part No.	Dimension			Engr. Data
	A	B	C	
28JR330-1	39/64	189	51/64	040 Square Legs

# BNC SERIES



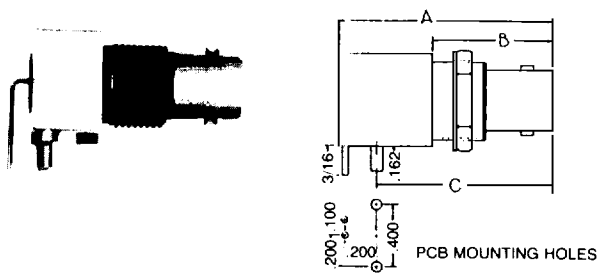
**SPECIALTY  
CONNECTOR CO., INC.**

## BNC JACK RECEPTACLE — PCB MOUNT



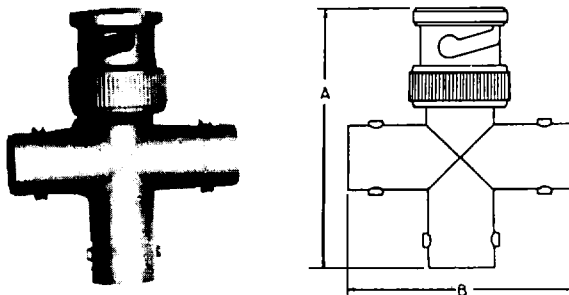
S/C Part No.	Dimension		Mtg. Hole	Engr. Data
	A	B		
28JR383-1	1-3/8	13/16	D4	Molded Plastic Body

## BNC JACK RECEPTACLE — RIGHT ANGLE — PCB MOUNT



S/C Part No.	Dimension			Mtg. Hole	Engr. Data
	A	B	C		
28JR384-1	1-3/8	13/16	1-1/8	D4	Molded Plastic Body

## BNC ADAPTER — CROSS



S/C Part No.	Dimension		Engr. Data
	A	B	
28AC100-1	1-35/64	1-9/32	