

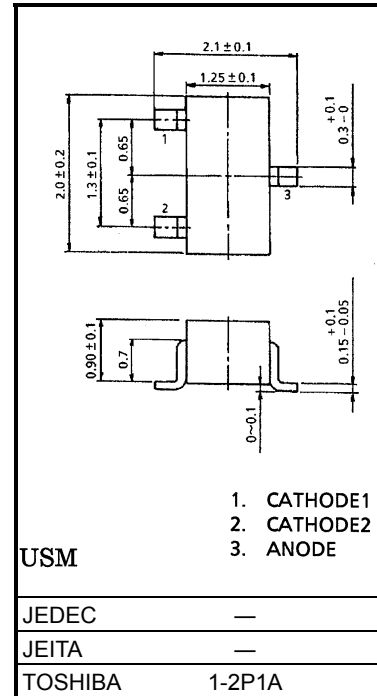
TOSHIBA Diodes for Protecting against ESD Epitaxial Planar Type

DF3A5.6LFU

Diodes for Protecting against ESD

Unit: mm

- The mounting of two devices on an ultra-compact package allows the number of parts and the mounting cost to be reduced.
- The zener voltage corresponds to the E24 Series.
- Low Terminal capacitance (between Cathode and Anode)
: $C_T = 8.0$ pF (typ.)



Maximum Ratings (Ta = 25°C)

Characteristics	Symbol	Rating	Unit
Power dissipation	P	100	mW
Junction temperature	T _j	125	°C
Storage temperature range	T _{stg}	-55~125	°C

Weight: 0.006 mg (typ.)

Electrical Characteristics (Ta = 25°C)

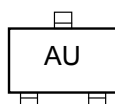
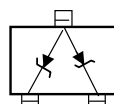
Characteristics	Symbol	Test Condition	Min	Typ.	Max	Unit
Zener voltage	V _Z	I _Z = 5 mA	5.3	5.6	6.0	V
Dynamic impedance	Z _Z	I _Z = 5 mA	—	—	50	Ω
Reverse current	I _R	V _R = 3.5 V	—	—	1.0	μA
Terminal capacitance (between Cathode and Anode)	C _T	V _R = 0 V, f = 1 MHz	—	8	—	pF

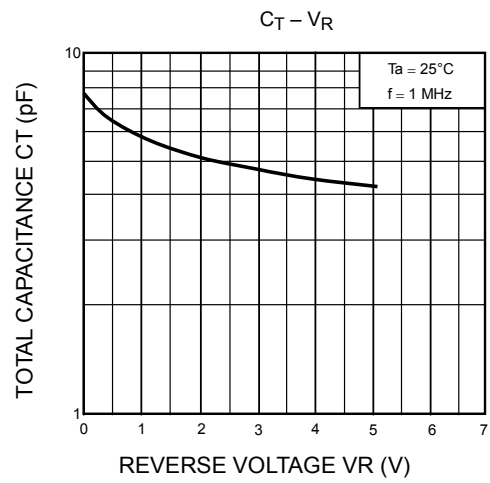
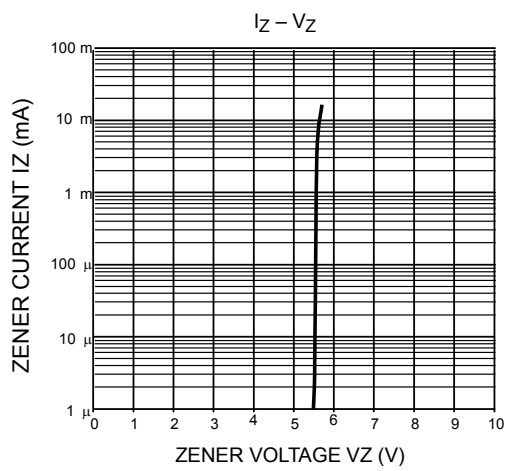
Guaranteed Level of ESD Immunity

Test Condition	ESD Immunity Level
IEC61000-4-2 (Contact discharge)	± 8 kV

Criterion: No damage to device elements

Marking

Equivalent Circuit
(top view)



RESTRICTIONS ON PRODUCT USE

030619EAA

- The information contained herein is subject to change without notice.
- The information contained herein is presented only as a guide for the applications of our products. No responsibility is assumed by TOSHIBA for any infringements of patents or other rights of the third parties which may result from its use. No license is granted by implication or otherwise under any patent or patent rights of TOSHIBA or others.
- TOSHIBA is continually working to improve the quality and reliability of its products. Nevertheless, semiconductor devices in general can malfunction or fail due to their inherent electrical sensitivity and vulnerability to physical stress. It is the responsibility of the buyer, when utilizing TOSHIBA products, to comply with the standards of safety in making a safe design for the entire system, and to avoid situations in which a malfunction or failure of such TOSHIBA products could cause loss of human life, bodily injury or damage to property.
In developing your designs, please ensure that TOSHIBA products are used within specified operating ranges as set forth in the most recent TOSHIBA products specifications. Also, please keep in mind the precautions and conditions set forth in the "Handling Guide for Semiconductor Devices," or "TOSHIBA Semiconductor Reliability Handbook" etc..
- The TOSHIBA products listed in this document are intended for usage in general electronics applications (computer, personal equipment, office equipment, measuring equipment, industrial robotics, domestic appliances, etc.). These TOSHIBA products are neither intended nor warranted for usage in equipment that requires extraordinarily high quality and/or reliability or a malfunction or failure of which may cause loss of human life or bodily injury ("Unintended Usage"). Unintended Usage include atomic energy control instruments, airplane or spaceship instruments, transportation instruments, traffic signal instruments, combustion control instruments, medical instruments, all types of safety devices, etc.. Unintended Usage of TOSHIBA products listed in this document shall be made at the customer's own risk.
- TOSHIBA products should not be embedded to the downstream products which are prohibited to be produced and sold, under any law and regulations.