


# .156" (3.96mm) Header



## 3100-1 Series Straight

.045" square or round pins preinserted into nylon wafers that are a low cost means of interconnection. Mates with 3300 Series crimp or I.D.C. style connector, and 3000 and 3600 Series dip solder connector.

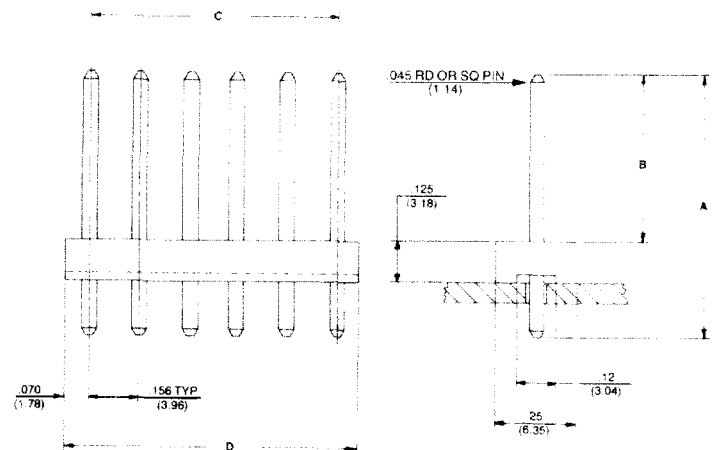
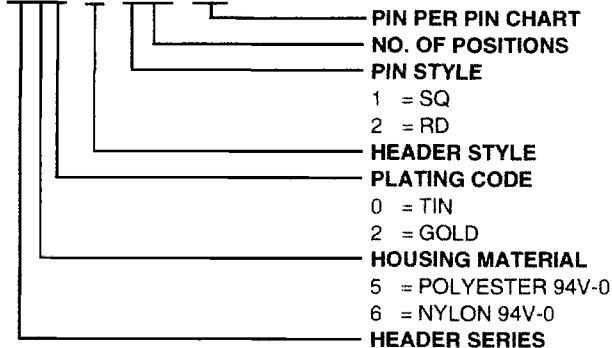
**Housing Material:** 94V-0 thermoplastic

**Contacts:** Plated brass

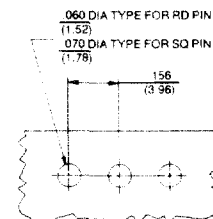
**Optional Material:** 94V-2 consult factory

### PART NUMBER KEY

**31XX - 1 - XXX - XX**



ALL DIMENSIONS ARE IN INCHES  
 DIMENSIONS IN ( ) ARE IN MILLIMETERS



**RECOMMENDED  
P.C. BOARD LAYOUT**

**Pin Chart**

Pin Number	Dim. A.		Dim. B.	
	Inch	MM	Inch	MM
01	.750	19.05	.45	11.43
03	.812	20.62	.56	14.22
06	1.000	25.40	.69	17.53
10	1.250	31.75	.45	11.43
11	1.375	34.93	1.08	27.43

Part Number	No. of Pos.	Dim. C.		Dim. D.	
		Inch	MM	Inch	MM
31XX-1-X02-XX	2	.156	3.96	.296	7.52
31XX-1-X03-XX	3	.312	7.92	.452	11.48
31XX-1-X04-XX	4	.468	11.89	.608	15.44
31XX-1-X05-XX	5	.624	15.85	.764	19.41
31XX-1-X06-XX	6	.780	19.81	.920	23.37
31XX-1-X07-XX	7	.936	23.77	1.076	27.33
31XX-1-X08-XX	8	1.092	27.74	1.232	31.29
31XX-1-X09-XX	9	1.248	31.70	1.388	35.26
31XX-1-X10-XX	10	1.404	35.66	1.544	39.22
31XX-1-X11-XX	11	1.560	39.62	1.700	43.18
31XX-1-X12-XX	12	1.716	43.59	1.856	47.14
31XX-1-X13-XX	13	1.872	47.55	2.012	51.10
31XX-1-X14-XX	14	2.028	51.51	2.168	55.07
31XX-1-X15-XX	15	2.184	55.47	2.324	59.03
31XX-1-X16-XX	16	2.340	59.44	2.480	62.99
31XX-1-X17-XX	17	2.496	63.40	2.636	66.95
31XX-1-X18-XX	18	2.652	67.36	2.792	70.92
31XX-1-X19-XX	19	2.808	71.32	2.948	74.88
31XX-1-X20-XX	20	2.964	75.29	3.104	78.84
31XX-1-X21-XX	21	3.120	79.25	3.260	82.80
31XX-1-X22-XX	22	3.276	83.21	3.416	86.77
31XX-1-X23-XX	23	3.432	87.17	3.572	90.73
31XX-1-X24-XX	24	3.588	91.14	3.728	94.69