

# SMD CERAMIC WIRE-WOUND CHIP INDUCTORS

AISC-0603-xxx

RoHS  
Compliant



1.80 x 1.12 x 1.02mm

## FEATURES:

- Ceramic construction assures the utmost thermal stability & high SRF
- Exceptionally high Q compared to non-wirewound inductors, especially at high frequencies
- Inductance options from 1.6nH to 560nH
- Epoxy coating protects wound wire

## APPLICATIONS:

- Widely applied in VCO, SAW circuit for GSM, and CDMA communications

## ELECTRICAL SPECIFICATIONS:

| Part Number<br>AISC-0603- | Inductance | Tolerance        | Min.<br>Quality<br>Factor | L/Q Test<br>Freq. | Max. DC<br>Resistance | Max. Rated<br>Current | Min. Self-resonant<br>Frequency |
|---------------------------|------------|------------------|---------------------------|-------------------|-----------------------|-----------------------|---------------------------------|
| Units                     | nH         | -                | -                         | MHz               | Ω                     | mA                    | MHz                             |
| Symbol                    | L          | -                | Q                         | Freq.             | DCR                   | I <sub>r</sub>        | S.R.F                           |
| R0016                     | 1.6        | S, K             | 22                        | 250               | 0.035                 | 1150                  | > 6000                          |
| R0017                     | 1.7        | C, S, D, J, K    | 16                        | 250               | 0.043                 | 1000                  | > 6000                          |
| R0018                     | 1.8        | C, S, D, J, K    | 18                        | 250               | 0.043                 | 1000                  | > 6000                          |
| R0027                     | 2.7        | C, S, D, J, K    | 25                        | 250               | 0.043                 | 1000                  | > 6000                          |
| R0033                     | 3.3        | C, S, D, J, K    | 25                        | 250               | 0.059                 | 850                   | > 6000                          |
| R0036                     | 3.6        | C, S, D, J, K    | 25                        | 250               | 0.059                 | 850                   | > 6000                          |
| R0039                     | 3.9        | C, S, D, J, K    | 25                        | 250               | 0.059                 | 850                   | > 6000                          |
| R0043                     | 4.3        | C, S, D, J, K    | 25                        | 250               | 0.059                 | 850                   | > 6000                          |
| R0047                     | 4.7        | C, S, D, J, K    | 25                        | 250               | 0.065                 | 800                   | > 6000                          |
| R0051                     | 5.1        | C, S, D, J, K    | 21                        | 250               | 0.130                 | 600                   | > 6000                          |
| R0062                     | 6.2        | C, S, D, J, K    | 29                        | 250               | 0.095                 | 700                   | > 6000                          |
| R0068                     | 6.8        | C, S, D, G, J, K | 29                        | 250               | 0.095                 | 700                   | > 6000                          |
| R0075                     | 7.5        | C, S, D, G, J, K | 33                        | 250               | 0.095                 | 700                   | > 6000                          |
| R0082                     | 8.2        | C, S, D, G, J, K | 31                        | 250               | 0.095                 | 700                   | > 6000                          |
| R0087                     | 8.7        | C, S, D, G, J, K | 31                        | 250               | 0.095                 | 700                   | > 6000                          |
| R0091                     | 9.1        | C, S, D, G, J, K | 30                        | 250               | 0.120                 | 620                   | 6000                            |
| R0095                     | 9.5        | C, S, D, G, J, K | 26                        | 250               | 0.160                 | 540                   | 6000                            |
| R010                      | 10         | C, S, D, G, J, K | 30                        | 250               | 0.130                 | 600                   | 6000                            |
| R011                      | 11         | C, S, D, G, J, K | 35                        | 250               | 0.130                 | 600                   | 6000                            |
| R012                      | 12         | C, S, D, G, J, K | 35                        | 250               | 0.130                 | 600                   | 6000                            |
| R013                      | 13         | C, S, D, G, J, K | 35                        | 250               | 0.130                 | 600                   | 6000                            |
| R015                      | 15         | C, S, D, G, J, K | 37                        | 250               | 0.150                 | 550                   | 6000                            |
| R016                      | 16         | C, S, D, G, J, K | 37                        | 250               | 0.150                 | 550                   | 5500                            |
| R018                      | 18         | C, S, D, G, J, K | 37                        | 250               | 0.150                 | 550                   | 5500                            |
| R020                      | 20         | C, S, D, G, J, K | 37                        | 250               | 0.150                 | 550                   | 4900                            |
| R022                      | 22         | C, S, D, G, J, K | 38                        | 250               | 0.190                 | 490                   | 4600                            |
| R023                      | 23         | C, S, D, G, J, K | 40                        | 250               | 0.190                 | 490                   | 3800                            |
| R024                      | 24         | C, S, D, G, J, K | 40                        | 250               | 0.190                 | 490                   | 3800                            |
| R025                      | 25         | C, S, D, G, J, K | 40                        | 250               | 0.190                 | 490                   | 3700                            |
| R027                      | 27         | C, S, D, G, J, K | 38                        | 250               | 0.190                 | 490                   | 3700                            |
| R030                      | 30         | C, S, D, G, J, K | 38                        | 250               | 0.210                 | 470                   | 3300                            |
| R033                      | 33         | C, S, D, G, J, K | 40                        | 250               | 0.210                 | 470                   | 3200                            |
| R036                      | 36         | C, S, D, G, J, K | 40                        | 250               | 0.220                 | 460                   | 2900                            |
| R039                      | 39         | C, S, D, G, J, K | 40                        | 250               | 0.220                 | 460                   | 2800                            |
| R043                      | 43         | C, S, D, G, J, K | 40                        | 250               | 0.270                 | 400                   | 2700                            |
| R047                      | 47         | C, S, D, G, J, K | 36                        | 200               | 0.270                 | 400                   | 2600                            |
| R051                      | 51         | C, S, D, G, J, K | 35                        | 200               | 0.300                 | 390                   | 2400                            |
| R056                      | 56         | C, S, D, G, J, K | 38                        | 200               | 0.350                 | 360                   | 2400                            |
| R062                      | 62         | C, S, D, G, J, K | 36                        | 200               | 0.380                 | 350                   | 2300                            |

# SMD CERAMIC WIRE-WOUND CHIP INDUCTORS

AISC-0603-xxx

RoHS  
Compliant



1.80 x 1.12 x 1.02mm

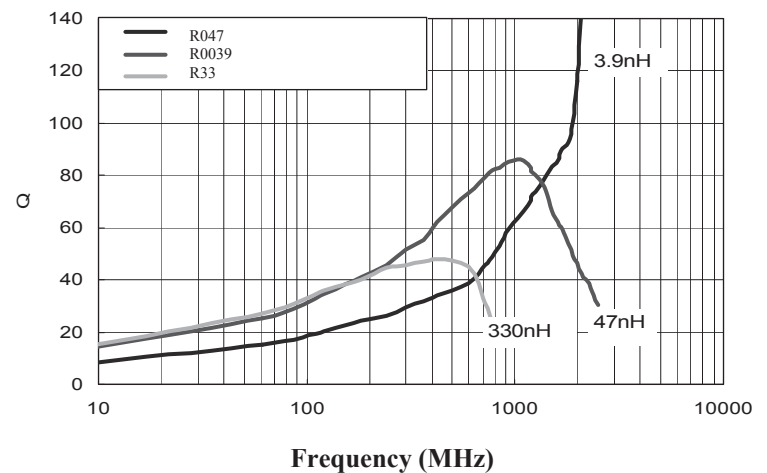
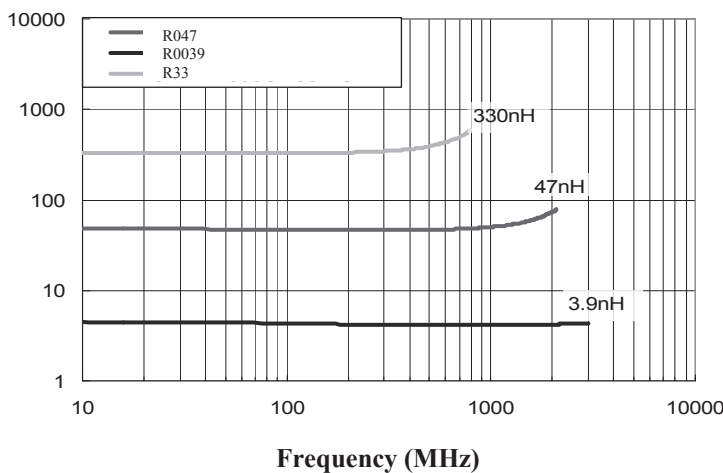
## ELECTRICAL SPECIFICATIONS (cont'd):

| Part Number<br>AISC-0603- | Inductance | Tolerance        | Min.<br>Quality<br>Factor | L/Q Test<br>Freq. | Max. DC<br>Resistance | Max. Rated<br>Current | Min. Self-resonant<br>Frequency |
|---------------------------|------------|------------------|---------------------------|-------------------|-----------------------|-----------------------|---------------------------------|
| Units                     | nH         | -                | -                         | MHz               | $\Omega$              | mA                    | MHz                             |
| Symbol                    | L          | -                | Q                         | Freq.             | DCR                   | I <sub>r</sub>        | S.R.F                           |
| R068                      | 68         | C, S, D, G, J, K | 36                        | 200               | 0.380                 | 350                   | 2200                            |
| R072                      | 72         | C, S, D, G, J, K | 34                        | 150               | 0.430                 | 320                   | 2100                            |
| R082                      | 82         | C, S, D, G, J, K | 34                        | 150               | 0.500                 | 300                   | 2000                            |
| R091                      | 91         | C, S, D, G, J, K | 34                        | 150               | 0.520                 | 300                   | 1900                            |
| R10                       | 100        | C, S, D, G, J, K | 31                        | 150               | 0.660                 | 260                   | 1800                            |
| R11                       | 110        | C, S, D, G, J, K | 32                        | 150               | 0.730                 | 250                   | 1700                            |
| R12                       | 120        | C, S, D, G, J, K | 32                        | 150               | 0.750                 | 240                   | 1600                            |
| R15                       | 150        | C, S, D, G, J, K | 32                        | 150               | 1.120                 | 200                   | 1400                            |
| R16                       | 160        | C, S, D, G, J, K | 32                        | 150               | 1.120                 | 200                   | 1400                            |
| R18                       | 180        | C, S, D, G, J, K | 25                        | 100               | 1.380                 | 180                   | 1300                            |
| R20                       | 200        | C, S, D, G, J, K | 25                        | 100               | 1.900                 | 150                   | 1250                            |
| R22                       | 220        | C, S, D, G, J, K | 25                        | 100               | 2.100                 | 140                   | 1200                            |
| R25                       | 250        | C, S, D, G, J, K | 25                        | 100               | 2.800                 | 120                   | 1100                            |
| R27                       | 270        | C, S, D, G, J, K | 26                        | 100               | 3.000                 | 120                   | 960                             |
| R33                       | 330        | C, S, D, G, J, K | 26                        | 100               | 4.200                 | 100                   | 800                             |
| R39                       | 390        | C, S, D, G, J, K | 27                        | 100               | 4.500                 | 100                   | 800                             |
| R42                       | 420        | C, S, D, G, J, K | 27                        | 100               | 5.400                 | 90                    | 800                             |
| R47                       | 470        | C, S, D, G, J, K | 27                        | 100               | 5.700                 | 90                    | 700                             |
| R56                       | 560        | C, S, D, G, J, K | 27                        | 100               | 8.100                 | 70                    | 650                             |

Definition of Rated Current (I<sub>r</sub>): I<sub>r</sub> is direct electric current as chip surface temperature rose just 20°C against chip initial surface temperature (T<sub>a</sub>)

**Operating Temperature:** -40°C to +125°C

**Storage Temperature:** -10°C to +40°C, 70% RH max.



# SMD CERAMIC WIRE-WOUND CHIP INDUCTORS

AISC-0603-xxx

RoHS  
Compliant



1.80 x 1.12 x 1.02mm

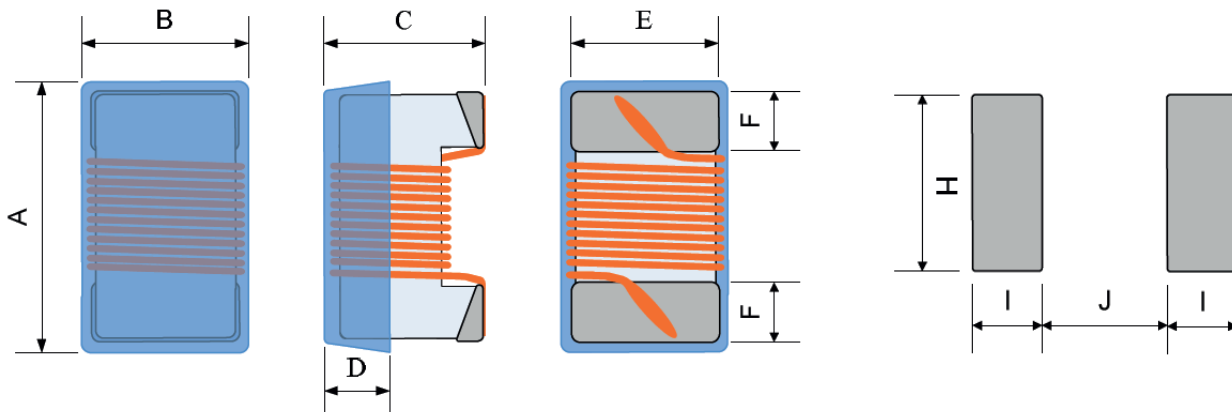
## OPTIONS AND PART IDENTIFICATION:

(Left blank if standard)

AISC-0603-   -

| Inductance Code           | Tolerance Code        | Packaging     |
|---------------------------|-----------------------|---------------|
| Please refer to the Table | C: $\pm 0.2\text{nH}$ | T: 3kpcs/reel |
|                           | S: $\pm 0.3\text{nH}$ |               |
|                           | D: $\pm 0.5\text{nH}$ |               |
|                           | G: $\pm 2\%$          |               |
|                           | J: $\pm 5\%$          |               |
|                           | K: $\pm 10\%$         |               |

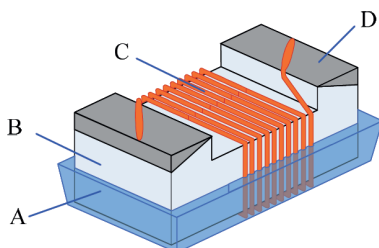
## MECHANICAL DIMENSIONS:



| A MAX. | B MAX. | C MAX. | D REF. | E REF. | F REF. | H REF. | I REF. | J REF. |
|--------|--------|--------|--------|--------|--------|--------|--------|--------|
| 1.8    | 1.12   | 1.02   | 0.38   | 0.80   | 0.30   | 1.02   | 0.64   | 0.64   |

Dimension: mm

## MATERIALS:



| No. | Components | Material                                 |
|-----|------------|--|
| A   | Coating    | Ultraviolet epoxy resin                  |
| B   | Core       | Ceramic                                  |
| C   | Wire       | Polyurethane system enameled copper wire |
| D   | Electrodes | Ag-Pd with Ni and Sn plating             |

# SMD CERAMIC WIRE-WOUND CHIP INDUCTORS

AISC-0603-xxx

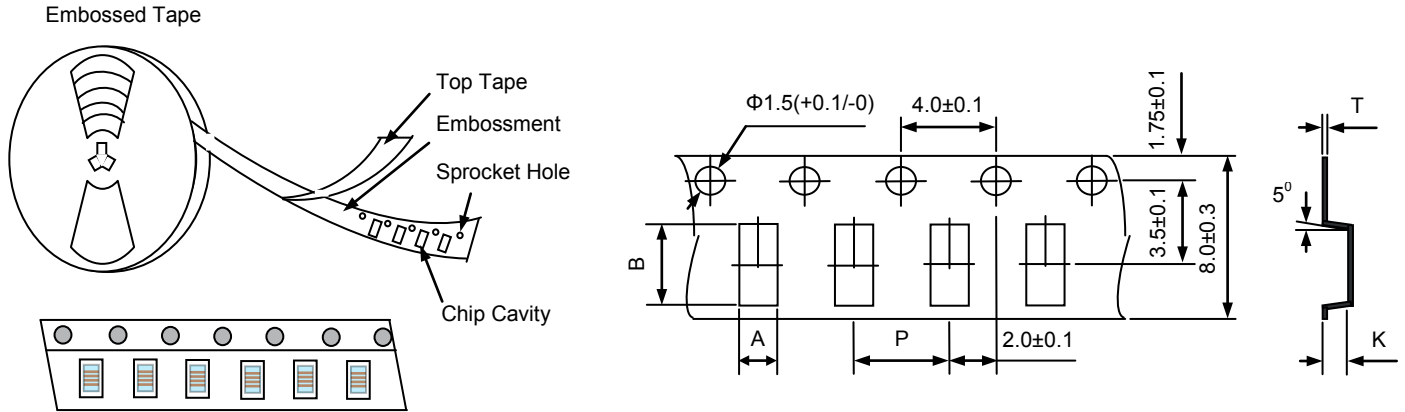
RoHS  
Compliant



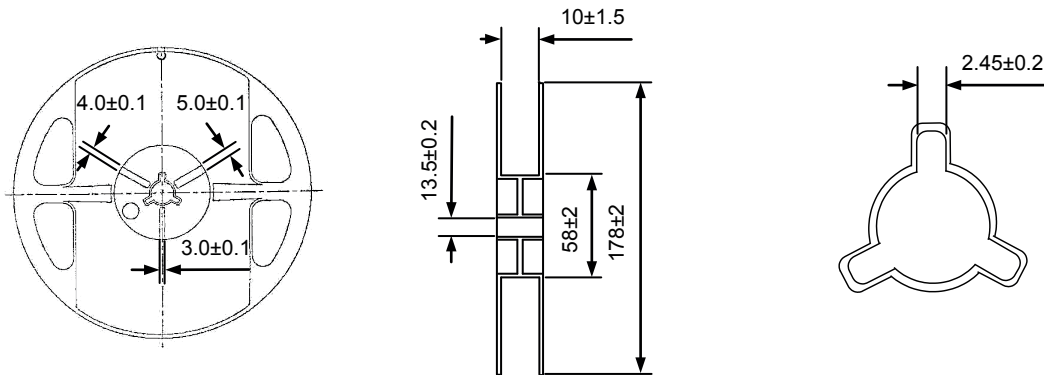
1.80 x 1.12 x 1.02mm

## PACKING:

T= tape and reel (3,000pcs/reel)

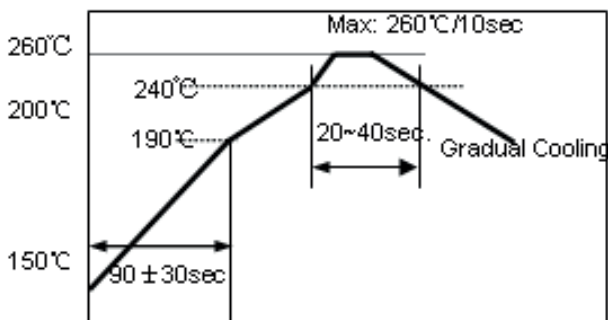


| A               | B               | P             | K Max           | T Max         |
|-----------------|-----------------|---------------|-----------------|---------------|
| $1.12 \pm 0.05$ | $1.80 \pm 0.05$ | $4.0 \pm 0.1$ | $0.96 \pm 0.05$ | $0.3 \pm 0.1$ |



Dimension: mm

## REFLOW PROFILE:



- 1~2 °C/sec. Ramp
- Pre-heating: 150~190°C/90±30 sec.
- Time above 240°C: 20~40sec
- Peak temperature: 260°C Max./10sec.
- Solder paste: Sn/3.0Ag/0.5Cu
- Max.2 times for re-flowing

**ATTENTION** Abracon Corporation's products are COTS – Commercial-Off-The-Shelf products; suitable for Commercial, Industrial and, where designated, Automotive Applications. Abracon's products are not specifically designed for Military, Aviation, Aerospace, Life-dependant Medical applications or any application requiring high reliability where component failure could result in loss of life and/or property. For applications requiring high reliability and/or presenting an extreme operating environment, written consent and authorization from Abracon Corporation is required. Please contact Abracon Corporation for more information.

ABRACON IS  
ISO9001:2008  
CERTIFIED



Visit [www.abracon.com](http://www.abracon.com) for Terms & Conditions of Sale **Revised: 04.08.11**  
30332 Esperanza, Rancho Santa Margarita, California 92688  
tel 949-546-8000 | fax 949-546-8001 | [www.abracon.com](http://www.abracon.com)