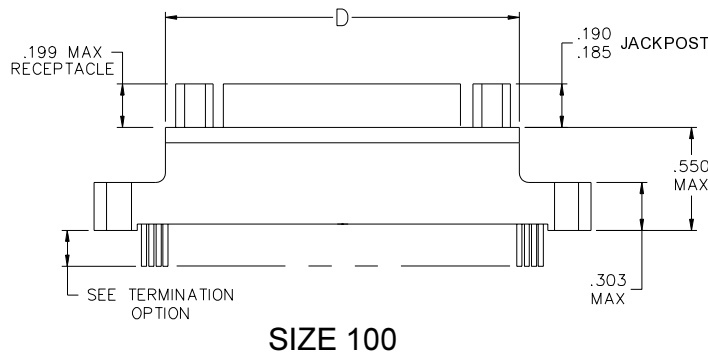
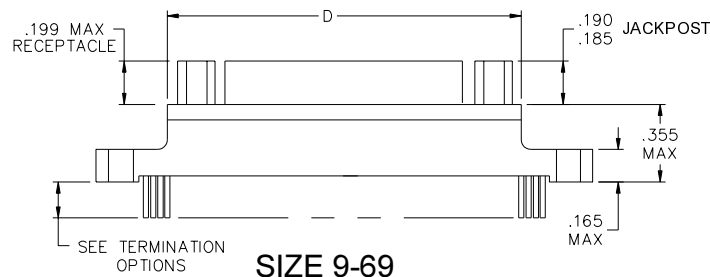
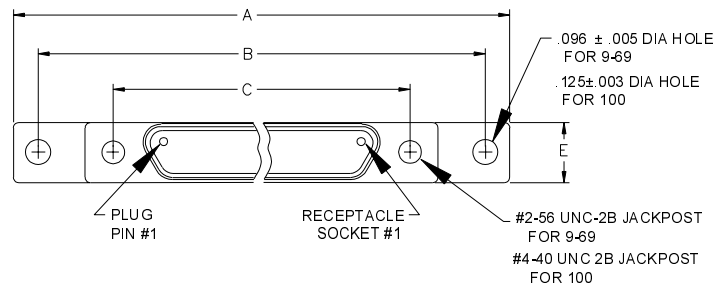
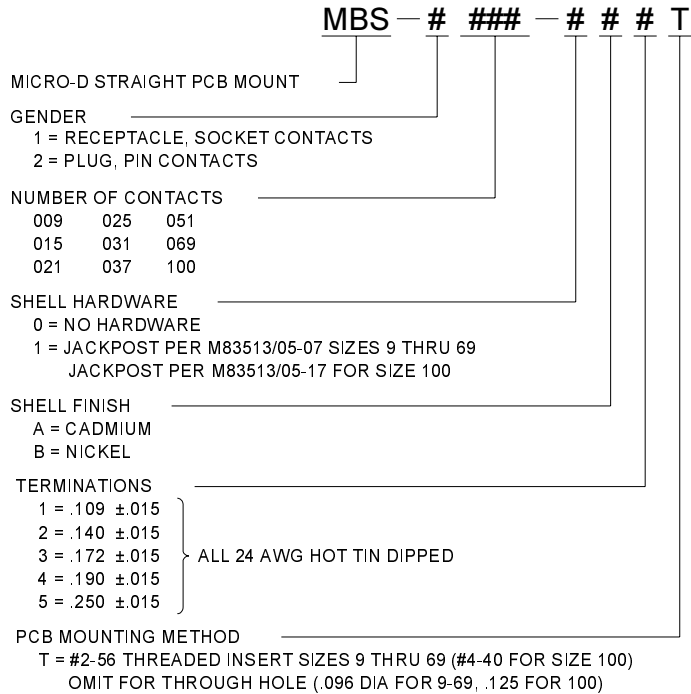


1.2 MICRO CONNECTORS / MOTS

NO. OF CONTACTS	A MAX	B ±.007	C	D MAX	E MAX
9	1.390	1.150	.565	.885	.308
15	1.390	1.150	.715	.945	.308
21	1.690	1.450	.865	1.185	.308
25	1.740	1.500	.965	1.275	.308
31	2.040	1.800	1.115	1.575	.308
37	2.340	2.100	1.265	1.875	.308
51	2.270	2.000	1.215	1.775	.351
69	2.870	2.600	1.515	2.000	.351
100	3.250	2.800	1.800	2.585	.460



CRISTEK INTERCONNECTS, INC. www.cristek.com 1301 S. Lewis St. Anaheim, CA 92805 Phone: (714) 618-2000 FAX: (714) 535-4897	TITLE <p style="text-align: center;">MICRO-D METAL SHELL STRAIGHT BOARD MOUNT</p>	DWG. NO. <p style="text-align: center;">MBS</p>		
	FILENAME <p style="text-align: center;">ADS-MBS-1</p>	CODE IDENT NO. <p style="text-align: center;">67720</p>	SHT 1 OF 4	REV <p style="text-align: center;">G</p>
	TOLERANCE: .XXX ±.005 .XX ±.01 ANGLE ±1°			



1. MATERIALS:

SHELL - ALUMINUM PER QQ-A-200/8, QQ-A-250/11, OR QQ-A-591
 INSULATOR - DIALLYL PHTHALATE PER MIL-M-14G, TYPE SDG-F
 BACKSHELL - POLYPHENYLENE SULFIDE PER MIL-M-24519
 TYPE GST-40F
 PIN CONTACT - BERYLLIUM COPPER
 SOCKET CONTACT - COPPER ALLOY
 INTERFACIAL SEAL - FLUOROSILICONE BLEND

2. FINISH:

SHELL - CADMIUM PER QQ-P-416, TYPE II, CLASS 3 OVER
 ELECTROLESS NICKEL PER AMS 2404 OR
 ELECTROLESS NICKEL PER AMS 2404
 CONTACT - GOLD PER MIL-G-45204, TYPE II, GRADE C,
 CLASS I OVER NICKEL PER QQ-N-290.

3. SPECIFICATIONS:

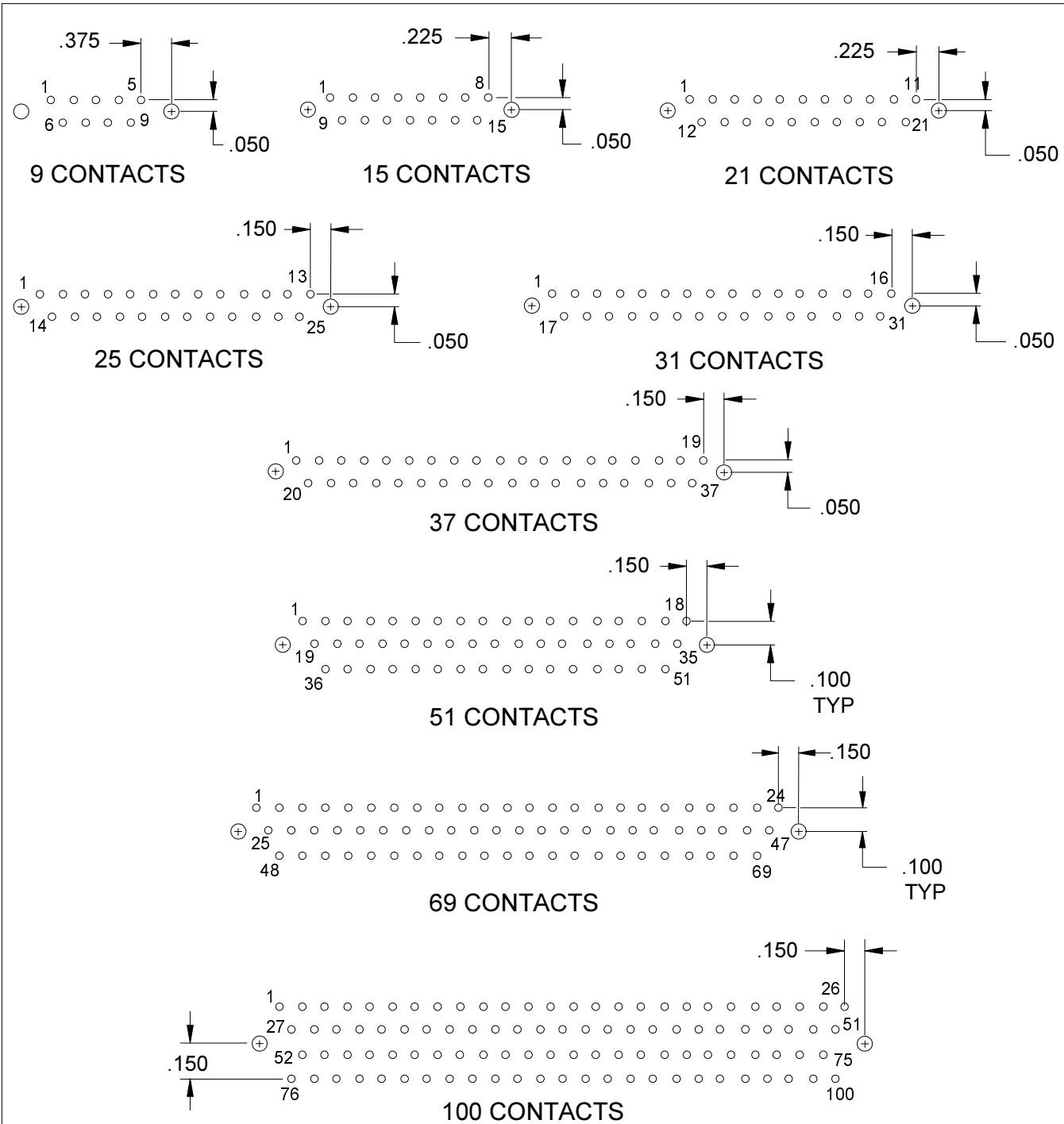
CURRENT RATING ----- 3 AMPS MAX
 TEMPERATURE RATING ----- -55° C TO +125° C
 INSULATION RESISTANCE ----- 5000 MEGOHMS MIN
 DWV AT SEA LEVEL ----- 600 VAC
 DWV AT 70,000 FT ALTITUDE --- 150 VAC
 CONTACT RESISTANCE ----- 8 MILLIOHMS MAX AT 2.5 AMPS
 LOW LEVEL CONTACT ----- 10 MILLIOHMS MAX
 RESISTANCE
 CONTACT RETENTION ----- 5 lb MINIMUM AXIAL LOAD
 ENGAGEMENT FORCE ----- 6 oz MAX
 SEPARATION FORCE ----- 0.5 oz MIN

4. ADDITIONAL INFORMATION:

DESIGN AND PERFORMANCE IN GENERAL
 ACCORDANCE WITH M83513.
 CONTACT CRISTEK FOR OTHER CONFIGURATIONS.

CRISTEK INTERCONNECTS, INC. www.cristek.com 1301 S. Lewis St. Anaheim, CA 92805 Phone: (714) 618-2000 FAX: (714) 535-4897	TITLE	DWG. NO. MBS		
	MICRO-D METAL SHELL STRAIGHT BOARD MOUNT	CODE IDENT NO. 67720	SHT 2 OF 4	REV G
FILENAME	ADS-MBS-2		TOLERANCE: .XXX ±.005 .XX ±.01 ANGLE ±1°	

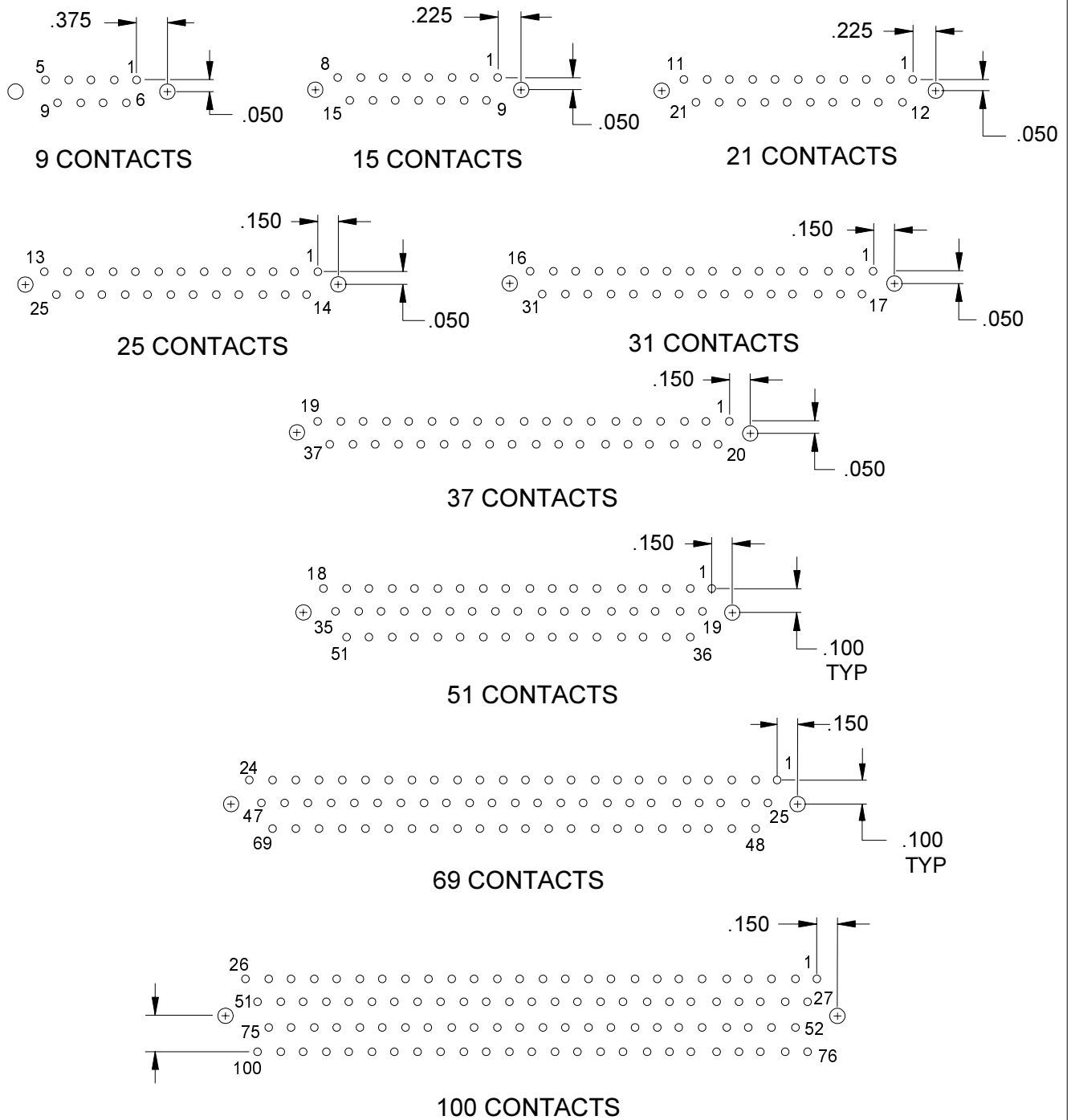
1.2 MICRO CONNECTORS / MOTS



MBS PLUG PCB LAYOUTS (OR BOTTOM VIEW OF RECEPTACLE)

.100 X .100 GRID PATTERN OFFSET .050

CRISTEK INTERCONNECTS, INC. www.cristek.com 1301 S. Lewis St. Anaheim, CA 92805 Phone: (714) 618-2000 FAX: (714) 535-4897	TITLE	DWG. NO.		
	MICRO D METAL SHELL STRAIGHT BOARD MOUNT	MBS		REV
	FILENAME	CODE IDENT NO.	SHT	OF
ADS-MBS-3	67720	3	4	G
		TOLERANCE: .XXX ±.005 .XX ±.01 ANGLE ±1°		



MBS RECEPTACLE PCB LAYOUTS (OR BOTTOM VIEW OF PLUG)

.100 X .100 GRID PATTERN OFFSET .050

CRISTEK INTERCONNECTS, INC. www.cristek.com 1301 S. Lewis St. Anaheim, CA 92805 Phone: (714) 618-2000 FAX: (714) 535-4897	TITLE	DWG. NO.		
	MICRO-D METAL SHELL STRAIGHT BOARD MOUNT	MBS		REV
	FILENAME	CODE IDENT NO. 67720	SHT 4 OF 4	G
		TOLERANCE: .XXX ±.005 .XX ±.01 ANGLE ±1°		