

Phase Control Thyristors ~ Capsule types

Type	V_{DRM} V_{RRM} Range (Note 5) (V)	$I_{T(AV)}$ @ T_{is} 55°C (A)	$I_{T(RMS)}$ @ T_{is} 55°C (A)	I_T @ T_{is} 55°C (A)	$I_{TSM(1)}$ 10ms $V_R \leq 60\%$ V_{RRM} (Note 1) (A)	$I_{TSM(2)}$ 10ms $V_R \leq 10V$ (Note 1) (A)	$I^2t_{(2)}$ (Note 1) (A ² s)	di/dt Non- Rep/Rep (Note 4) (A / μ s)	$I_{GT} V_{GT}$ @ 25°C (mA) (V)
N086CHx	200-1500	195	390	320	1700	1950	19 x 10 ³	1000/500	150/3
N105CHx	200-1500	256	500	440	2450	2695	36.3 x 10 ³	1000/500	150/3
N170CHx	200-1500	340	674	575	4200	4620	107 x 10 ³	1000/500	150/3
N195CHx	200-1500	390	780	668	4650	5120	131 x 10 ³	1000/500	150/3
N275CHx	200-800	490	986	818	6000	6600	218 x 10 ³	1000/500	150/3
N282CHx	2000-2200	607	1202	1029	7100	7810	305 x 10 ³	600/300	200/3
N281CHx	1200-1800	680	1350	1140	7500	8300	345 x 10 ³	1000/500	150/3
N280CHx	200-1600	735	1470	1230	8400	9270	430 x 10 ³	1000/500	150/3
N283CHx	200-1600	752	1500	1320	9280	10205	521 x 10 ³	1000/500	150/3
N310CHx	200-500	990	2000	1650	11000	12100	732 x 10 ³	1000/500	150/3
N200CHx Δ	4500-6500	485	970	880	4000†	4400†	96.8 x 10 ⁴ †	100/50*	300/4
N255CHx	3600-4500	590	1150	1040	5250	5780	167 x 10 ³	300/150	300/3
N257CHx Δ	2600-4200	610	1180	1075	7000	7700	0.296 x 10 ⁶	300/150	300/3
N260CHx	200-3600	620	1260	1135	5700	6270	196 x 10 ³	400/200	300/3
N330CHx	1600-2600	910	1790	1570	9200	10100	510 x 10 ³	500/300	300/3
N350CHx	200-1800	1045	2075	1760	11500	12650	800 x 10 ³	1000/500	300/3
N370CHx	200-1800	1130	2260	1890	12700	14000	975 x 10 ³	1000/500	300/3
N520CHx	200-1500	1265	2515	2130	15000	16000	1.28 x 10 ⁶	1000/500	300/3
N320CHx	3600-4500	880	1725	1535	7700	8470	359 x 10 ³	300/150	300/3
N360CHx	2200-3800	1010	1975	1750	12100	13300	884 x 10 ³	400/200	300/3
N390CHx	2200-3600	1130	2220	1945	14300	15700	1.23 x 10 ⁶	400/200	300/3
N450CHx	1400-2600	1300	2560	2220	17600	19400	1.88 x 10 ⁶	500/300	300/3
N490CHx	200-2600	1470	2915	2485	21500	23600	2.78 x 10 ⁶	1000/500	300/3
N510CHx	200-2000	1550	3065	2630	23280	25600	3.28 x 10 ⁶	1000/500	300/3
N540CHx	200-1800	1715	3435	2850	27200	29900	4.47 x 10 ⁶	1000/500	300/3
N600CHx	200-1500	1800	3600	3030	29600	32500	5.28 x 10 ⁶	1000/500	300/3
N610CHx	200-1000	2090	4210	3440	35000	38000	7.22 x 10 ⁶	1000/500	300/3
N410CHx	4200-6500	630	1270	1150	6650†	7300†	0.266 x 10 ⁶ †	100/50*	300/4
N500CHx	3000-4200	1160	2270	2014	14500	16100	1.30 x 10 ⁶	300/150	300/3
N570CHx	2600-3600	1315	2580	2280	16630	18290	1.67 x 10 ⁶	300/150	300/3
N620CHx	2000-3000	1467	2880	2534	21000	23000	2.65 x 10 ⁶	400/200	300/3
N680CHx Δ	1200-2000	1665	3305	2825	24600	27000	3.65 x 10 ⁶	100/50*	300/3
N740CHx	1400-1600	2045	4145	3340	29200	32200	5.18 x 10 ⁶	300/150	300/3
N560CHx	3600-4500	1350	2645	2350	17500	20000	2.00 x 10 ⁶	300/150	300/3
N630CHx	2600-3600	1663	3261	2875	23000	25000	3.13 x 10 ⁶	300/150	300/3
N640CHx	2000-3000	1715	3370	2950	24500	30000	4.50 x 10 ⁶	300/150	300/3
N760CHx	200-2200*	2290	4575	3850	33800	40000	8.00 x 10 ⁶	300/150	300/3
N990CHx	200-1600	2500	5000	4200	37000	45000	10.1 x 10 ⁶	300/150	300/3
N635CHx Δ	4500-6500	1555	3110	2825	20000†	22000†	2.42 x 10 ⁶ †	100/50*	350/4
N750CHx	2600-4500	2175	4290	3700	28000	33500	5.61 x 10 ⁶	300/150	350/4
N850CHx	3000-3600	2420	4880	4160	30000	36000	6.48 x 10 ⁶	300/150	300/3
N880CHx	2000-3000	2550	4930	4515	32000	39000	7.61 x 10 ⁶	300/150	300/3
N900CHx	2000-2600	3015	5925	5190	45100	49700	12.40 x 10 ⁶	300/150	300/3
N980CHx	200-2200*	3000	5900	5200	45600	55000	15.1 x 10 ⁶	300/150	300/3
N1400CHx	200-2000	3545	7060	5930	50000	60000	18.0 x 10 ⁶	300/150	300/3
N1600CHx	200-1200	4090	8165	6840	64000	70000	24.5 x 10 ⁶	300/150	300/3
N1200CHx	3600-4200	2835	5590	4850	35500	39000	7.60 x 10 ⁶	100/50*	300/3
N1300CHx	2000-3200	3170	6285	5380	38600	42500	9.03 x 10 ⁶	200/100	300/3
N1550CHx	2000-3200	3760	7433	6400	49500	54500	14.85 x 10 ⁶	200/100	300/3

Δ New Product

ϕ Denotes up-rating

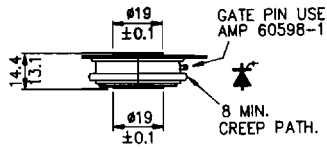
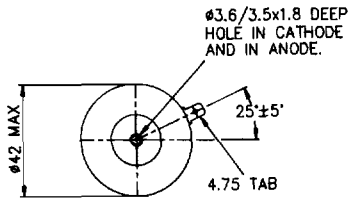
* To I_{TM} of $2 \times I_{T(AV)}$ in accordance with IEC 747-6

I _{DRM} I _{RRM} @ 125°C (mA)	I _H @ 25°C (mA)	Rth j-hs		V _o r @ T _j 125°C (Note 2) (V) (mΩ)		V _{TM} at I _{TM} @ T _j 125 °C (V) (A)		Wt (typ.) (g)	Mounting Force (kgf)	Fig. No.	Type
		d.c. 180° sine (K/W)	120° Rect. (K/W)								
20	600	0.135	0.190	1.57	2.29	2.66/475	70	330-550	1	N086C	
20	600	0.135	0.190	0.90	1.79	1.75/475	70	330-550	1	N105C	
20	600	0.095	0.110	1.08	1.30	2.08/770	70	330-550	1	N170C	
20	600	0.095	0.110	0.92	0.99	1.68/770	70	330-550	1	N195C	
20	400	0.095	0.110	0.85	0.535	1.26/770	70	330-550	1	N275C	
40	500	0.050	0.058	1.14	0.781	2.35/1550	90	530-1000	2	N282C	
40	500	0.050	0.058	1.09	0.587	2.00/1550	90	530-1000	2	N281C	
40	500	0.050	0.058	1.03	0.483	1.78/1550	90	530-1000	2	N280C	
40	500	0.050	0.058	0.92	0.45	1.62/1550	90	530-1000	2	N283C	
40	500	0.050	0.058	0.82	0.24	1.19/1550	90	530-1000	2	N310C	
60†	1000	0.032	0.0397	1.35†	2.10†	2.40/500†	340	1000-2000	3	N200C	
60	1000	0.0342	0.042	1.22	1.53	2.90/1100	340	1000-2000	3	N255C	
100	1000	0.0342	0.042	1.10	1.50	2.80/1100	340	1000-2000	3	N257C	
60	1000	0.0342	0.042	1.21	1.36	2.71/1100	340	1000-2000	3	N260C	
60	1000	0.0342	0.042	1.04	0.61	2.07/1700	340	1000-2000	3	N330C	
60	1000	0.032	0.0397	1.08	0.40	1.75/1700	340	1000-2000	3	N350C	
60	1000	0.032	0.0397	1.06	0.31	1.59/1700	340	1000-2000	3	N370C	
60	1000	0.032	0.0397	0.90	0.265	1.35/1700	340	1000-2000	3	N520C	
100	1000	0.024	0.0291	1.30	0.92	2.77/1600	510	1900-2600	4	N320C	
100	1000	0.024	0.0291	1.17	0.687	2.43/1830	510	1900-2600	4	N360C	
100	1000	0.024	0.0291	1.15	0.51	2.08/1830	510	1900-2600	4	N390C	
100	1000	0.024	0.0291	1.03	0.38	2.00/2550	510	1900-2600	4	N450C	
100	1000	0.024	0.0291	1.00	0.27	1.69/2550	510	1900-2600	4	N490C	
100	1000	0.024	0.0291	0.92	0.252	1.56/2550	510	1900-2600	4	N510C	
100	1000	0.024	0.0291	0.965	0.174	1.41/2550	510	1900-2600	4	N540C	
100	1000	0.024	0.0291	0.855	0.171	1.29/2550	510	1900-2600	4	N600C	
100	1000	0.024	0.0291	0.84	0.108	1.12/2550	510	1900-2600	4	N610C	
150†	1000	0.024	0.0291	1.38†	1.64†	3.02/1000†	510	1900-2600	4	N410C	
100	1000	0.022	0.027	1.10	0.574	2.15/1830	510	1900-2600	4	N500C	
100	1000	0.022	0.027	1.00	0.437	2.11/2550	510	1900-2600	4	N570C	
100	1000	0.022	0.027	0.92	0.345	1.80/2550	510	1900-2600	4	N620C	
100	1000	0.022	0.027	0.95	0.233	1.54/2550	510	1900-2600	4	N680C	
100	1000	0.022	0.027	0.98	0.114	1.27/2550	510	1900-2600	4	N740C	
150	1000	0.017	0.020	1.20	0.553	3.00/3220	1000	2700-3400	5	N560C	
150	1000	0.017	0.020	1.04	0.35	2.17/3220	1000	2700-3400	5	N630C	
150	1000	0.017	0.020	1.05	0.32	2.08/3220	1000	2700-3400	5	N640C	
150	1000	0.017	0.020	0.956	0.148	1.43/3220	1000	2700-3400	5	N760C	
150	1000	0.017	0.020	0.88	0.124	1.28/3220	1000	2700-3400	5	N990C	
200	1000	0.011	0.012	1.20	0.60	1.80/1000	1700	2700-4700	6	N635C	
200	1000	0.011	0.012	1.35	0.294	2.23/3000	1700	2700-4700	6	N750C	
200	1000	0.011	0.012	1.16	0.246	1.90/3000	1700	2700-4700	6	N850C	
200	1000	0.011	0.012	0.78	0.274	1.60/3000	1700	2700-4700	6	N880C	
200	1000	0.011	0.012	0.92	0.16	1.40/3000	1700	2700-4700	6	N900C	
200	1000	0.011	0.012	0.88	0.164	1.37/3000	1700	2700-4700	6	N980C	
200	1000	0.011	0.012	0.97	0.095	1.25/3000	1700	2700-4700	6	N1400C	
200	1000	0.011	0.012	0.85	0.070	1.06/3000	1700	2700-4700	6	N1600C	
300	1000	0.0095	0.010	1.20	0.20	2.40/6000	1300	6300-7700	7	N1200C	
300	1000	0.0095	0.010	1.15	0.15	2.05/6000	1300	6300-7700	7	N1300C	
300	1000	0.0095	0.010	0.94	0.11	1.27/3000	1300	6300-7700	7	N1550C	

† @ T_j 115°C V_R ≤ 45% of V_{RRM}

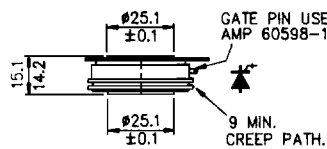
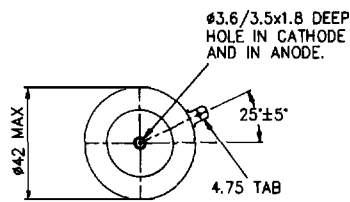
Phase Control Thyristors ~ Outlines

1



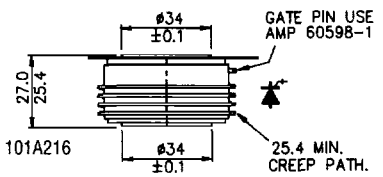
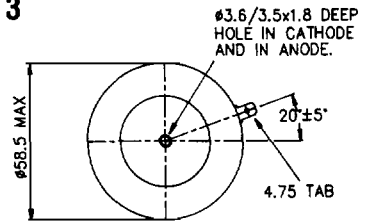
101A212

2



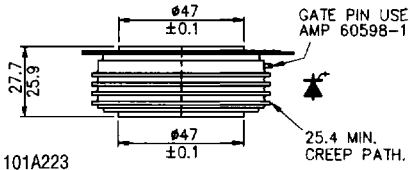
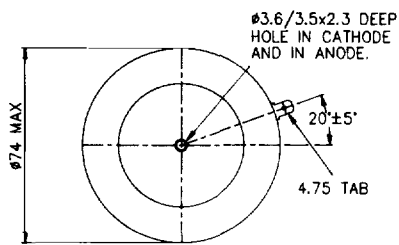
101A237

3



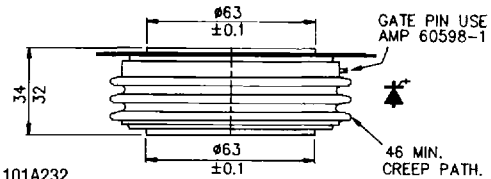
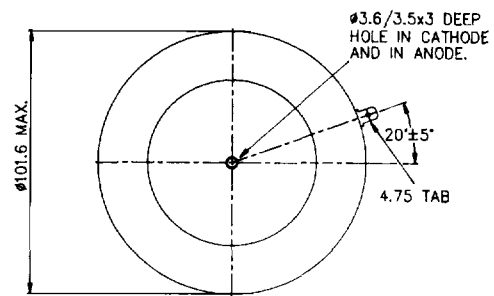
101A216

4



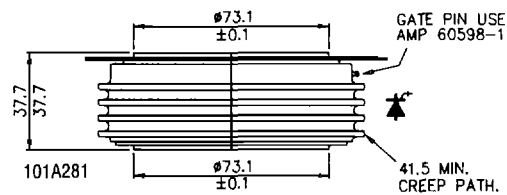
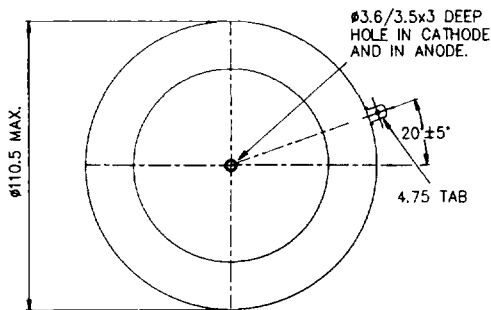
101A223

5



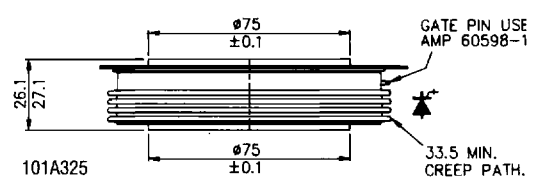
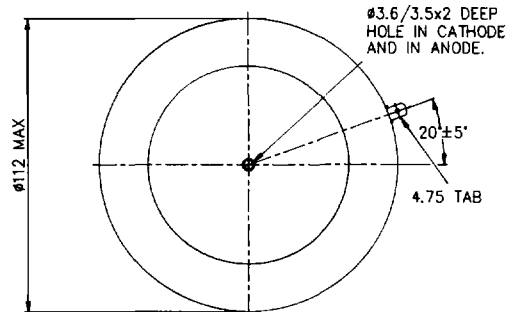
101A232

6



101A281

7



101A325