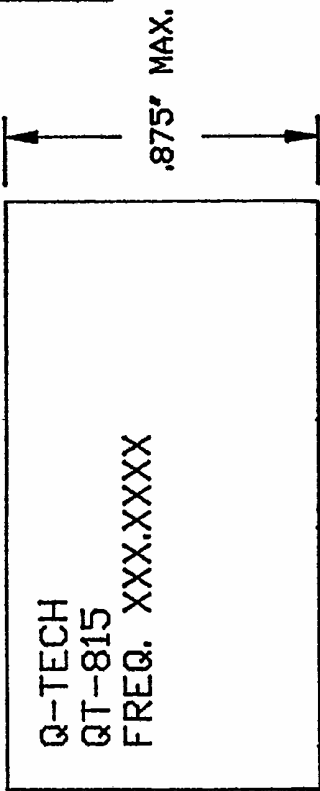


**Q-TECH CORP.**  
**CRYSTAL CONTROLLED SINEWAVE SOURCES**  
**ULTRA-SMALL HF/VHF (< 0.4 CU. IN.)**  
**QT-815**

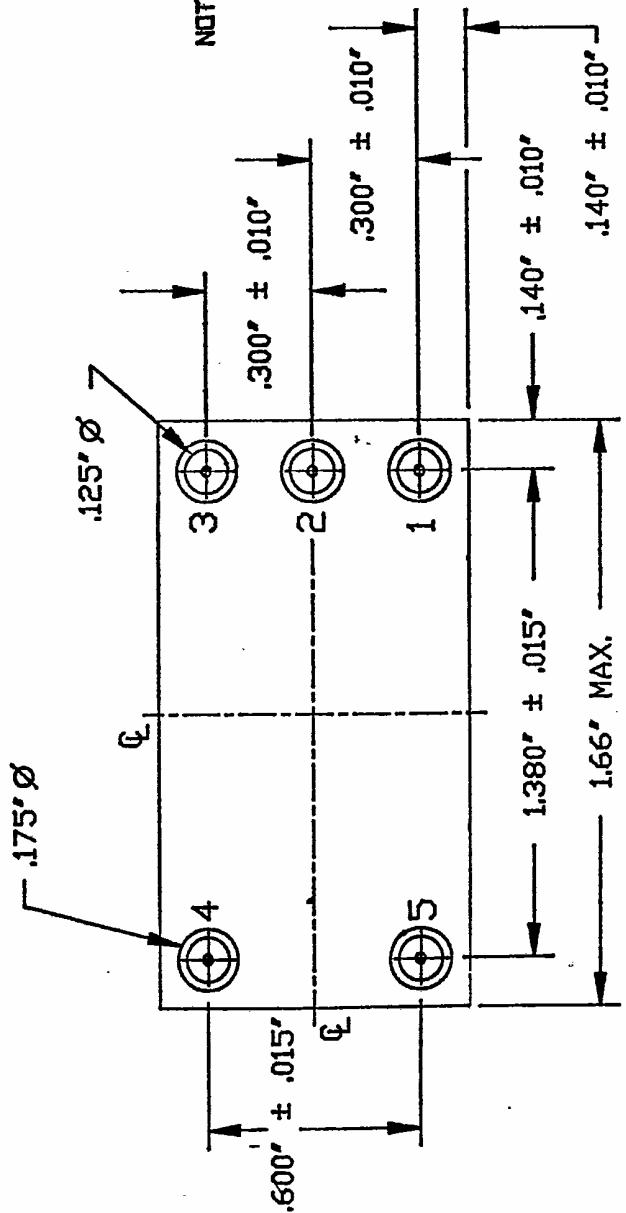
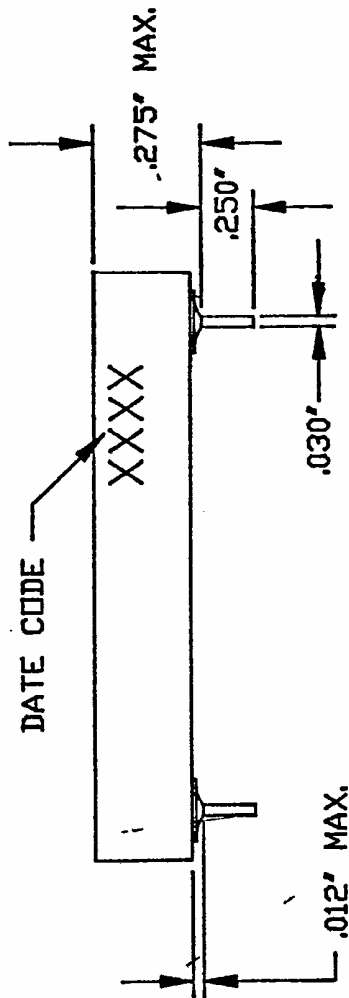
<b>FREQUENCY</b>	4 MHZ to 500 MHZ	
<b>OUTPUT</b>		
LEVEL	+7 dBm STANDARD (> 0.7 Vrms / 50 ohms)	
HARMONICS	-20 dBc (dB below carrier)	
SUBHARMONICS/ SPURIOUS	-40 dBc (-70 dBc for specific bands around carrier)	
PHASE NOISE	OFFSET FROM CARRIER	PHASE NOISE
	100 Hz	-100 dBc/Hz
(Typical	1 kHz	-125 dBc/Hz
at	10 kHz	-140 dBc/Hz
100 MHz)	50 kHz	-145 dBc/Hz
<b>STABILITY</b>		
25 °C	± 10 PPM	
TEMPERATURE	-20°C to + 70 °C	± 25 PPM
AGING	5 PPM 1st year; 3 PPM/year, thereafter	
<b>SUPPLY</b>		
VOLTAGE	12 or 15 Vdc, ± 10% (ANY SUPPLY IN 12-24 VOLT RANGE, OPTIONAL)	
CURRENT	< 20 mA	
<b>MECHANICAL</b>		
SIZE	0.875 in. x 1.66 in. x 0.275 in.	
MOUNTING	PCB MOUNT	
<b>OPTIONS</b>	ALTERNATIVE PACKAGES	

REVISIONS

E.C.D.	LTR	DESCRIPTION	DATE	APPROVED
	A	RELEASE.		



PIN No.	FUNCTION
1	OUTPUT
2	GND, CASE, VCC RTN
3	VCC, +15V D.C.
4	GND, CASE, VCC RTN
5	GND, CASE, VCC RTN



NOTES:

1. MATERIAL: COLD ROLLED STEEL NICKEL PLATED.
2. SOLDER SEALED PACKAGE.

		Q-TECH CORPORATION 10150V, JEFFERSON BLVD. CULVER CITY, CA 90232-3...	
APP.	DATE	DOCUMENT NO.	
DRAWN STEVEN	11/16/79	QT-815	
CHECK			
		DWG. #	A-2285
			SHEET 1 OF 1