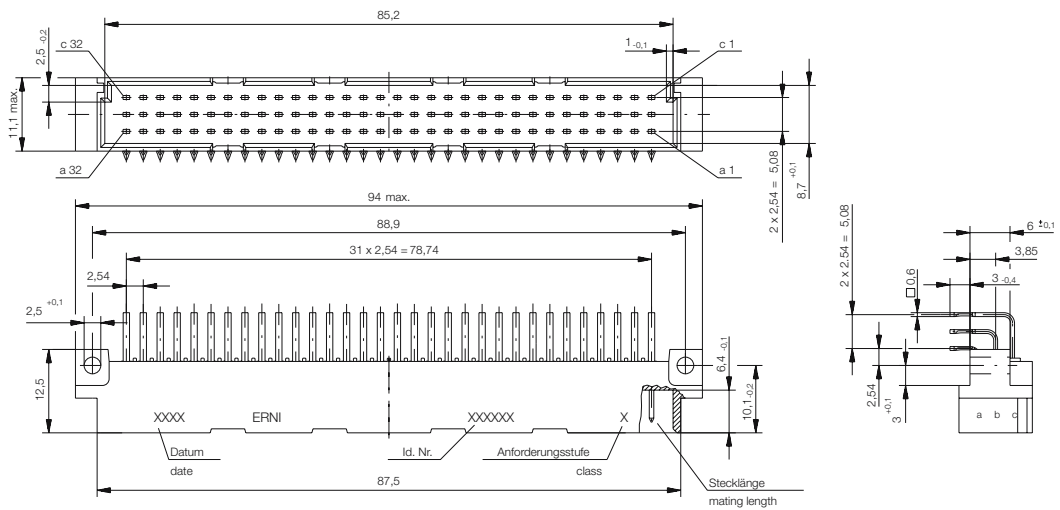
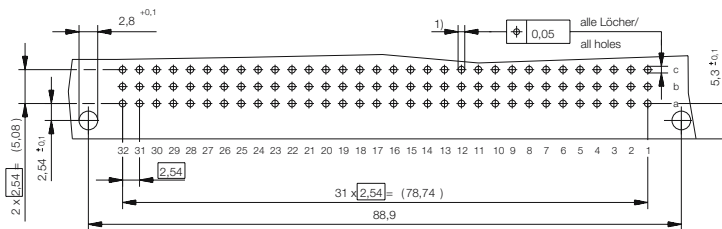


Dimensional Drawing Pressfit



Leiterplatten-Lochbild / PCB drillhole pattern



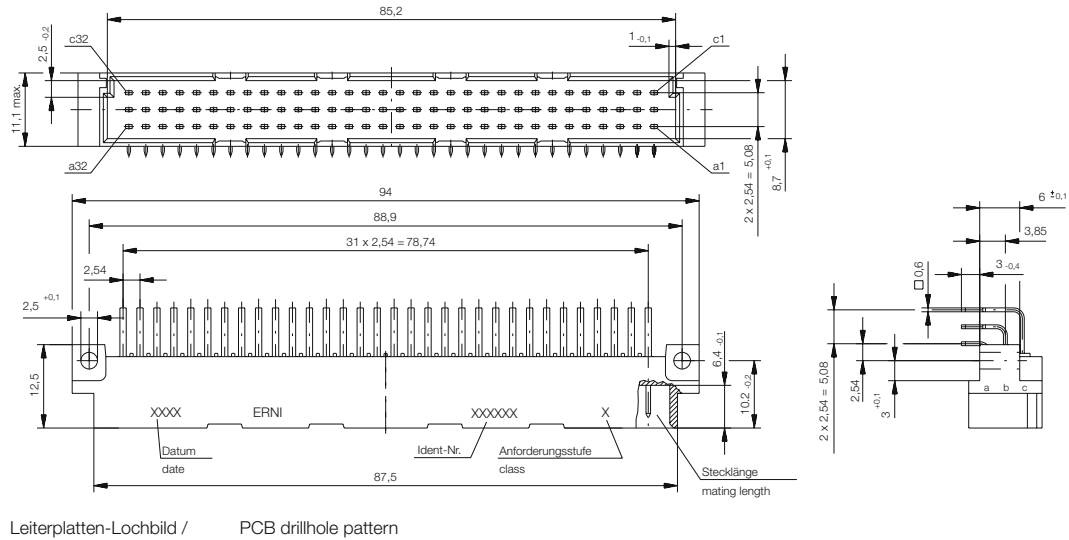
- 1) ϕ 1,0 $^{+0.05}_{-0.06}$ Durchmesser des metallisierten Loches
- $^{+0.05}_{-0.06}$ Diameter of finished plated-through hole
- ϕ 1,15 ± 0.025 Bohrungsdurchmesser des Loches
- ϕ 1,15 ± 0.025 Diameter of drilled hole

DIN 41612 / IEC 60603-2 Connectors

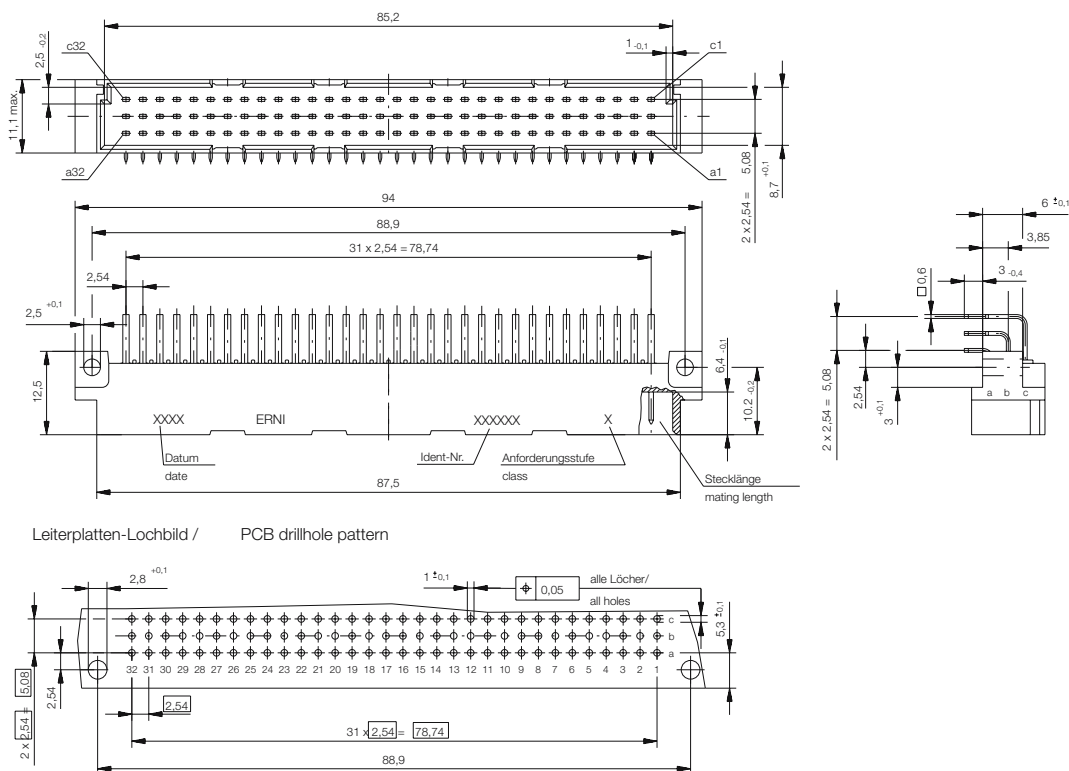
Type C Male



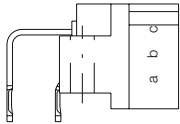
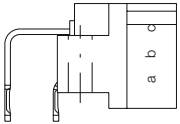
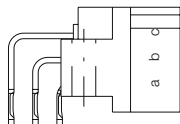
Dimensional Drawing Solder



Dimensional Drawing THR



Ordering Information

No. of Pins	Termination	Term. Length	Pin Dimensions	Class	Pressfit Zone	Part Number
						
32	Pressfit	3 mm	0.6 x 0.6 mm	2	1.5 mm	013254
						
64	Pressfit	3 mm	0.6 x 0.6 mm	2	1.5 mm	013132
64	Pressfit *	3 mm	0.6 x 0.6 mm	2	1.5 mm	063795
						
96	Pressfit	3 mm	0.6 x 0.6 mm	2	1.5 mm	013131
96	Pressfit *	3 mm	0.6 x 0.6 mm	2	1.5 mm	104552

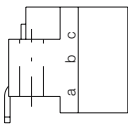
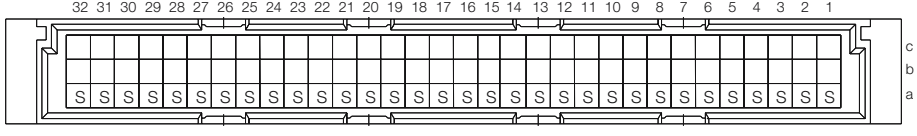
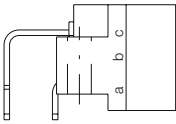
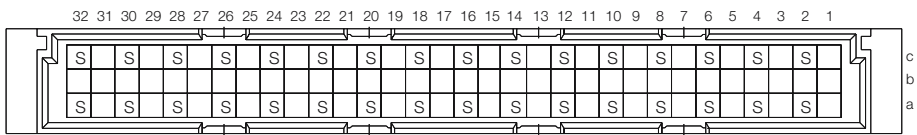

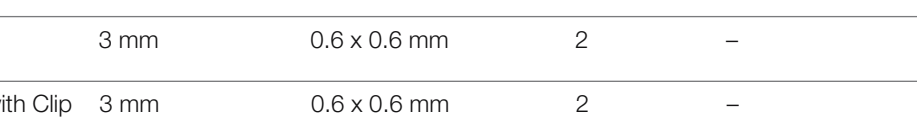
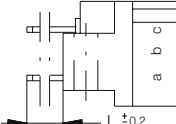
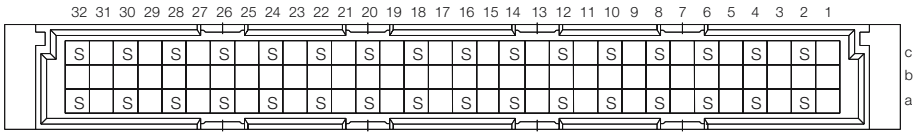
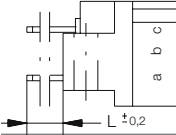
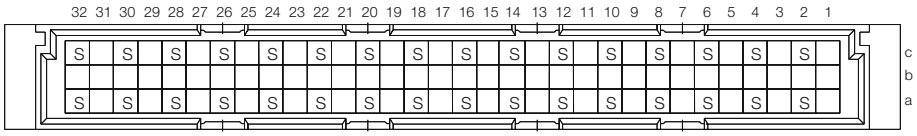
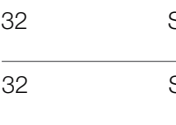
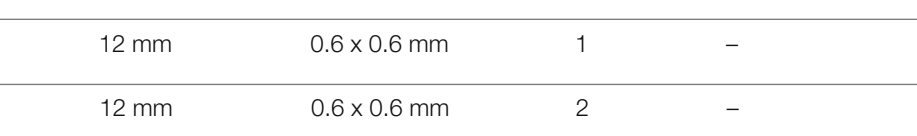

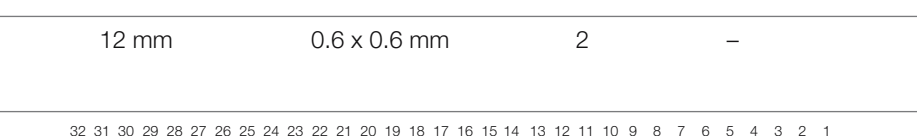
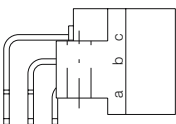
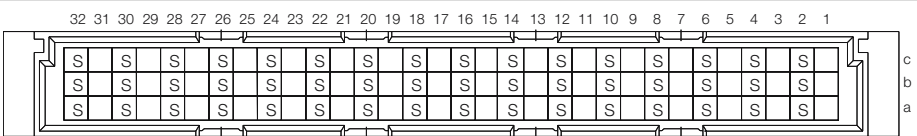
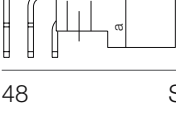
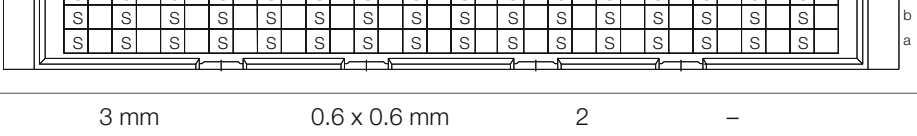
* For flat press-in tool.

DIN 41612 / IEC 60603-2 Connectors

Type C Male



Ordering Information

No. of Pins	Termination	Term. Length	Pin Dimensions	Class	Pressfit Zone	Part Number
 	Solder	3 mm	0.6 x 0.6 mm	2	–	533404
 	Solder	3 mm	0.6 x 0.6 mm	1	–	533203
 	Solder	3 mm	0.6 x 0.6 mm	2	–	533403
 	Solder with Clip	3 mm	0.6 x 0.6 mm	2	–	023783
 	Solder	3.8 mm	0.6 x 0.6 mm	2	–	414401
 	Solder	12 mm	0.6 x 0.6 mm	1	–	414403
 	Solder	12 mm	0.6 x 0.6 mm	2	–	414404
 	Solder	3 mm	0.6 x 0.6 mm	2	–	533423
 	Solder with Clip	3 mm	0.6 x 0.6 mm	2	–	123751

Ordering Information

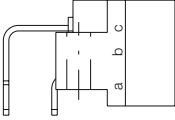
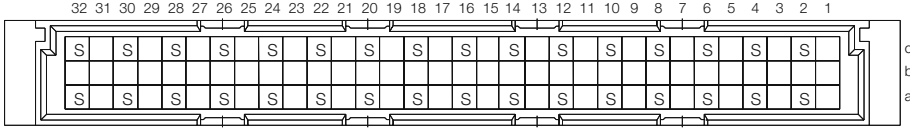
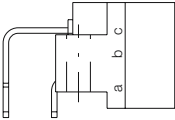
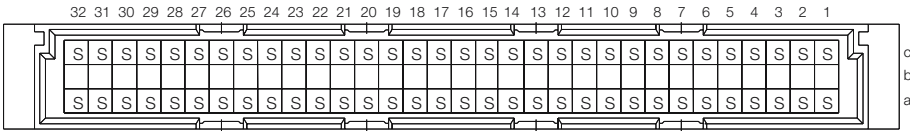

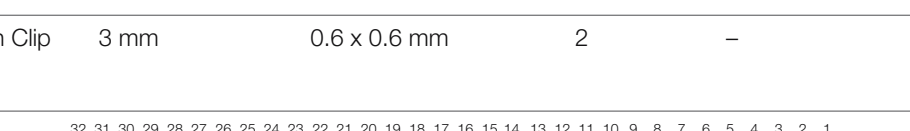
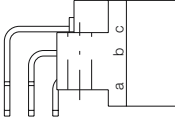
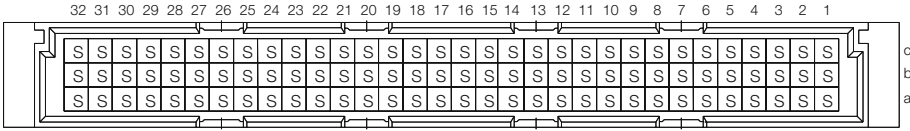


No. of Pins	Termination	Term. Length	Pin Dimensions	Class	Pressfit Zone	Part Number
64	Solder	3 mm	0.6 x 0.6 mm	1	–	533201
64	Solder	3 mm	0.6 x 0.6 mm	2	–	533401
64	Solder with Clip	3 mm	0.6 x 0.6 mm	2	–	004413
64	Solder	3.8 mm	0.6 x 0.6 mm	1	–	414406
64	Solder	3.8 mm	0.6 x 0.6 mm	2	–	414407
64	Solder	12 mm	0.6 x 0.6 mm	1	–	414409
64	Solder	12 mm	0.6 x 0.6 mm	2	–	414410
96	Solder	3 mm	0.6 x 0.6 mm	1	–	533202
96	Solder	3 mm	0.6 x 0.6 mm	2	–	533402
96	Solder with Clip	3 mm	0.6 x 0.6 mm	2	–	434325
96	Solder	3.8 mm	0.6 x 0.6 mm	1	–	414412
96	Solder	3.8 mm	0.6 x 0.6 mm	2	–	414413
96	Solder	12 mm	0.6 x 0.6 mm	1	–	414415
96	Solder	12 mm	0.6 x 0.6 mm	2	–	414416

DIN 41612 / IEC 60603-2 Connectors

Type C Male



Ordering Information

No. of Pins	Termination	Term. Length	Pin Dimensions	Class	Pressfit Zone	Part Number
 	THR	3 mm	0.6 x 0.6 mm	2	–	223346
 	THR	3 mm	0.6 x 0.6 mm	2	–	063515
 	THR with Clip	3 mm	0.6 x 0.6 mm	2	–	164944
 	THR	3 mm	0.6 x 0.6 mm	2	–	134581
 	THR with Clip	3 mm	0.6 x 0.6 mm	2	–	144705