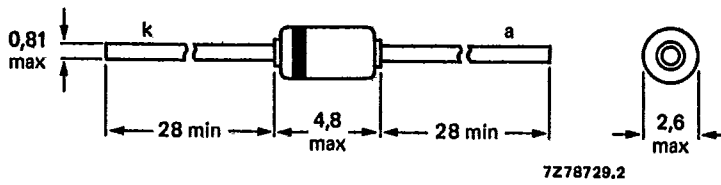


## VOLTAGE REGULATOR DIODES

The series consists of 34 types with nominal working voltages ranging from 3.3 to 75 V.

**MECHANICAL DATA**  
Fig. 1 DO-41 (SOD66).

Dimensions in mm



Cathode indicated by coloured band.

1N4728A to 1N4761A

T-11-13

## CHARACTERISTICS

 $T_{amb} = 25^{\circ}\text{C}$  unless otherwise stated.

Forward voltage

 $I_F = 200\text{ mA}$  $V_F$ 

max.

1.2 V

type number	nom. working voltage $V_Z$ at $I_{ZT}$ (V)	test current $I_{ZT}$ (mA)	max. zener impedance $Z_{ZT}$ at $I_{ZT}$ ( $\Omega$ )	max. differential resistance $r_{diff}$ at $I_{ZK}$ ( $\Omega$ )	$I_{ZK}$ (mA)	max. reverse current $I_R$ at $V_R$ ( $\mu\text{A}$ )	test voltage $V_R$ (V)
1N4728A	3.3	76	10	400	1.0	100	1.0
1N4729A	3.6	69	10	400	1.0	100	1.0
1N4730A	3.9	64	9.0	400	1.0	50	1.0
1N4731A	4.3	58	9.0	400	1.0	10	1.0
1N4732A	4.7	53	8.0	500	1.0	10	1.0
1N4733A	5.1	49	7.0	550	1.0	10	1.0
1N4734A	5.6	45	5.0	600	1.0	10	2.0
1N4735A	6.2	41	2.0	700	1.0	10	3.0
1N4736A	6.8	37	3.5	700	1.0	10	4.0
1N4737A	7.5	34	4.0	700	0.5	10	5.0
1N4738A	8.2	31	4.5	700	0.5	10	6.0
1N4739A	9.1	28	5.0	700	0.5	10	7.0
1N4740A	10	25	7.0	700	0.25	10	7.6
1N4741A	11	23	8.0	700	0.25	5.0	8.4
1N4742A	12	21	9.0	700	0.25	5.0	9.1
1N4743A	13	19	10	700	0.25	5.0	9.9
1N4744A	15	17	14	700	0.25	5.0	11.4
1N4745A	16	15.5	16	700	0.25	5.0	12.2
1N4746A	18	14	20	750	0.25	5.0	13.7
1N4747A	20	12.5	22	750	0.25	5.0	15.2
1N4748A	22	11.5	23	750	0.25	5.0	16.7
1N4749A	24	10.5	25	750	0.25	5.0	18.2
1N4750A	27	9.5	35	750	0.25	5.0	20.6
1N4751A	30	8.5	40	1000	0.25	5.0	22.8
1N4752A	33	7.5	45	1000	0.25	5.0	25.1
1N4753A	36	7.0	50	1000	0.25	5.0	27.4
1N4754A	39	6.5	60	1000	0.25	5.0	29.7
1N4755A	43	6.0	70	1500	0.25	5.0	32.7
1N4756A	47	5.5	80	1500	0.25	5.0	35.3
1N4757A	51	5.0	95	1500	0.25	5.0	38.8
1N4758A	56	4.5	110	2000	0.25	5.0	42.6
1N4759A	62	4.0	125	2000	0.25	5.0	47.1
1N4760A	68	3.7	150	2000	0.25	5.0	51.7
1N4761A	75	3.3	175	2000	0.25	5.0	56.0

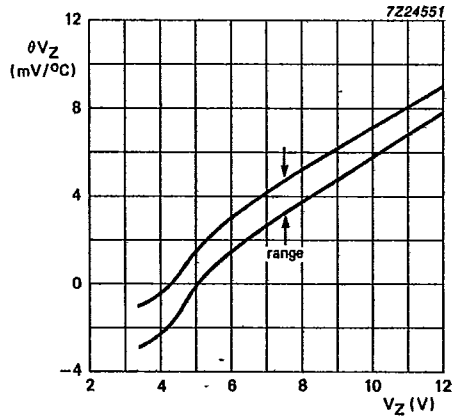


Fig. 2 Temperature coefficient ( $\theta V_Z$ ) as a function of zener voltage ( $V_Z$ ), 1N4728A to 1N4742A; temperature range -55 to +150 °C; 90% of units within the indicated range.

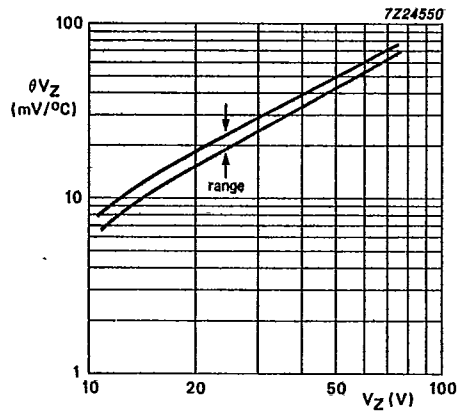


Fig. 3 Temperature coefficient ( $\theta V_Z$ ) as a function of zener voltage ( $V_Z$ ), 1N4743A to 1N4761A; temperature range -55 to +150 °C; 90% of units within the indicated range.

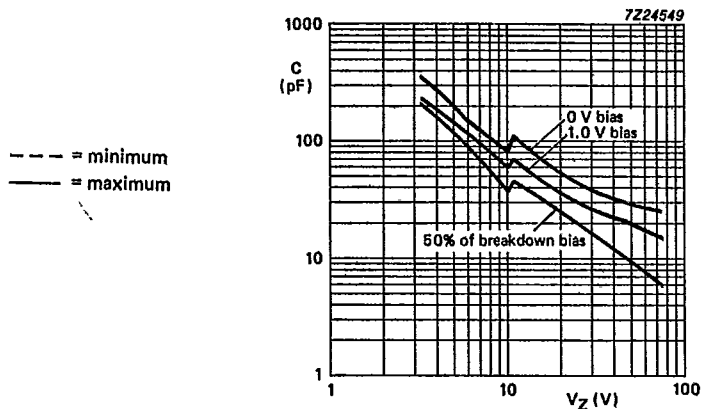


Fig. 4 Typical forward current ( $I_F$ ) as a function of forward voltage ( $V_F$ ).

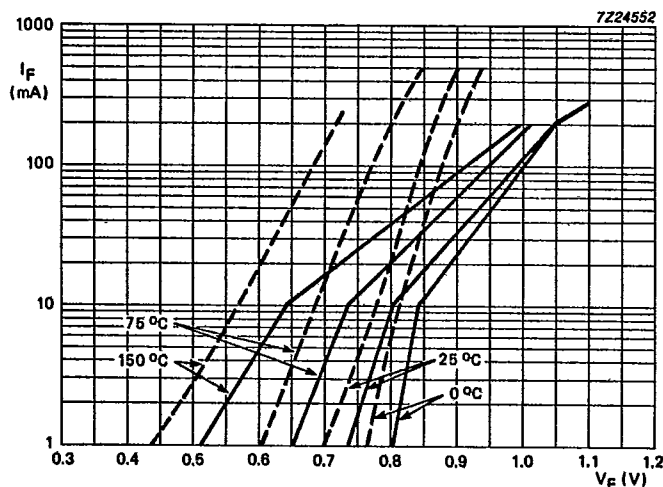


Fig. 5 Typical capacitance (C) as a function of nominal voltage ( $V_Z$ ).