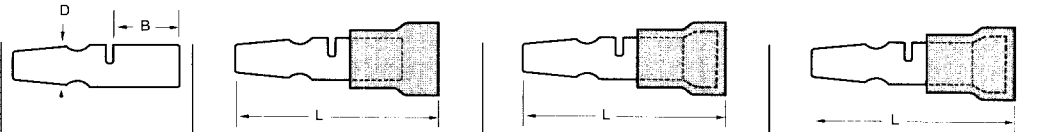


Snap Plugs



MATERIAL: COPPER
THICKNESS: .032 Max. (0,8)
Basic Dimensions



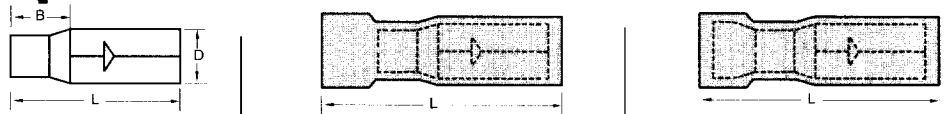
AWG Wire Range	Barrel Length B	Diameter D	KRIMPTITE®		INSULKRIMP® (PVC INSULATION)			AVIKRIMP® (NYLON INSULATION)			AVIKRIMP® (NYLON INSULATION)		
			Part Number	Length L	.140 (3,6) Max. Wire Insulation Diameter Part #	.175 (4,4) Max. Wire Insulation Diameter Part #	Max. Length L	.140 (3,6) Max. Wire Insulation Diameter Part #	.170 (4,3) Max. Wire Insulation Diameter Part #	Max. Length L	.140 (3,6) Max. Wire Insulation Diameter Part #	.170 (4,3) Max. Wire Insulation Diameter Part #	Max. Length L
22-18 (0.3-1.0)	254	.180	A-159	.754	A-259X		.950 (24,1)	A-559		.948 (24,1)	A-859		.957 (24,3)
22-18 (0.3-1.0)	254	.156	A-169	.694	A-269X		.890 (22,6)	A-569		.888 (22,6)	A-869		.897 (22,8)
16-14 (1.2-2.0)	254	.180	B-179	.754		B-279X	.950 (24,1)		B-579	.948 (24,1)		B-879	.957 (24,3)
16-14 (1.2-2.0)	254	.156	B-189	.694		B-289X	.890 (22,6)		B-589	.888 (22,6)		B-889	.897 (22,8)

Note: For Terminals on Mylar Tape, add "T" at the end of loose piece part number. For open barrel strip products please consult factory.

Snap Plug Receptacles



MATERIAL: BRASS



Wire Range	Snap Plug Diameter	KRIMPTITE®		INSULKRIMP® (PVC INSULATION)			AVIKRIMP® (PVC INSULATION)					
		Part Number	Barrel Length B	Max. Length L	Part Number	Barrel Length B	Max. Wire Insulation Diameter	Max. Length L	Part Number	Barrel Length B	Max. Wire Insulation Diameter	Max. Length L
22-18 (0.3-1.0)	.156 (3,9)	AA-1121	.20 (5,1)	.64 (16,2)	BRA-2156	420 (10,6)	.140 (3,5)	1,010 (25,6)	BRA-8156	420 (10,6)	.125 (3,2)	1,010 (25,6)
16-14 (1.2-2.0)	.156 (3,9)	BB-1122	.20 (5,1)	.64 (16,2)	BRB-2156	420 (10,6)	.170 (4,3)	1,010 (25,6)	BRB-8156	420 (10,6)	.150 (3,8)	1,010 (25,6)
22-18 (0.3-1.0)	.180 (4,6)	AA-1120	.20 (5,1)	.70 (17,8)	BRA-2180	420 (10,6)	.140 (3,5)	1,010 (25,6)	BRA-8180	420 (10,6)	.125 (3,2)	1,010 (25,6)
16-14 (1.2-2.0)	.180 (4,6)	BB-1123	.20 (5,1)	.70 (17,8)	BRB-2180	420 (10,6)	.170 (4,3)	1,010 (25,6)	BRB-8180	420 (10,6)	.150 (3,8)	1,010 (25,6)

Note: For nylon insulated part, add "N" to the end of the loose piece part number. For Terminals on Mylar Tape, add "T" at the end of loose piece part number. For open barrel strip products please consult factory.


Splash Proof Snap Plug and Receptacle Insulators

- Seals Snap Plug and Snap Plug Receptacle Terminals from moisture, condensation and contamination.
- Provides insulation protection along with easy inspection of terminals.
- Fits most 22AWG through 14AWG wire

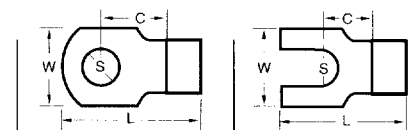


Part number: Male Insulator SPP-1 Female Insulator SPR-1

Flag Terminals – Ring and Spade



MATERIAL: COPPER



Wire Range AWG/mm²	Basic Dimensions			KRIMPTITE® RING		KRIMPTITE® SPADE	
	Stud Size S	Maximum Width W	Min. Clearance L	Part Number	Length L	Part Number	Length L
22-16 (0.3-1.2)	5-6 (3-3.5)	.380 (9,7)	.318 (8,1)	A-142-06	.635 (16,1)	—	.652 (16,6)
	8 (4)	.380 (9,7)	.318 (8,1)	A-142-08	.635 (16,1)	—	.652 (16,6)
	10 (-)	.380 (9,7)	.318 (8,1)	A-142-10	.635 (16,1)	—	.652 (16,6)
16-14 (1.2-2.0)	5-6 (3-3.5)	.380 (9,7)	.318 (8,1)	B-143-06	.666 (16,9)	B-148-06	.666 (16,9)
	8 (4)	.380 (9,7)	.318 (8,1)	B-143-08	.666 (16,9)	B-148-08	.666 (16,9)
	10 (-)	.380 (9,7)	.318 (8,1)	B-143-10	.666 (16,9)	B-148-10	.666 (16,9)
12-10 (3.0-6.0)	5-6 (3-3.5)	.380 (9,7)	.318 (8,1)	C-144-06	.725 (18,4)	C-149-06	.718 (18,2)
	8 (4)	.380 (9,7)	.318 (8,1)	C-144-08	.725 (18,4)	C-149-08	.718 (18,2)
	10 (-)	.380 (9,7)	.318 (8,1)	C-144-10	.725 (18,4)	C-149-10	.718 (18,2)

The barrel of a flag terminal is at right angles to the tongue, rather than being "in line". Therefore, a flag terminal fits on its wire like a flag on a flagpole.