

Leadless Power Inductors PLC-1060 Series

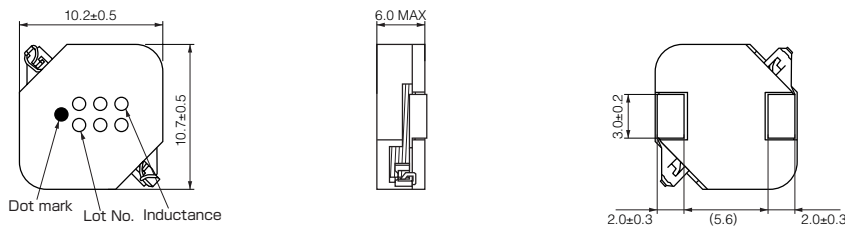
[RoHS Compliant]



Model	Inductance at 100kHz, 1mA (μ H)	DC resistance RDC (m Ω) max.	Rated current (A)		
			I _{rms} *1	I _{sat} (Ref.) *2 at 20°C	at 100°C
PLC-1060-2R0S	2.0 \pm 30%	16	6.7	15.7	11.9
PLC-1060-3R3S	3.3 \pm 30%	19	6.2	11.2	8.0
PLC-1060-4R7S	4.7 \pm 30%	22	5.7	8.8	6.7
PLC-1060-5R6S	5.6 \pm 30%	24	5.5	8.4	6.6
PLC-1060-6R8S	6.8 \pm 30%	27	4.8	8.3	6.2
PLC-1060-8R2S	8.2 \pm 30%	34	4.6	7.5	5.6
PLC-1060-100S	10.0 \pm 20%	43	3.9	7.0	5.1
PLC-1060-120S	12.0 \pm 20%	47	3.7	5.9	4.6
PLC-1060-150S	15.0 \pm 20%	51	3.5	5.4	4.2
PLC-1060-180S	18.0 \pm 20%	58	3.3	4.9	3.7
PLC-1060-220S	22.0 \pm 20%	65	3.0	4.7	3.5
PLC-1060-330S	33.0 \pm 20%	96	2.3	3.9	2.9

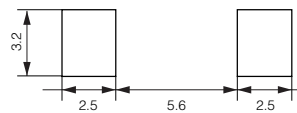
*1 T=40K rise at rated current. *2 Inductance drop 30% at rated current.
 ●Operating temperature range : -20to+120°C(Including self-temperature rise)

Shape and Dimensions



[mm]

Recommended Land Pattern

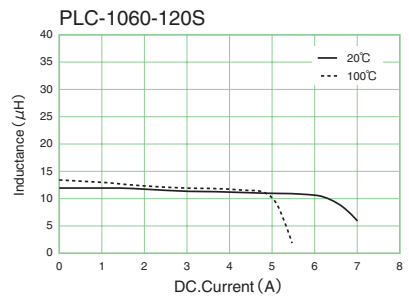
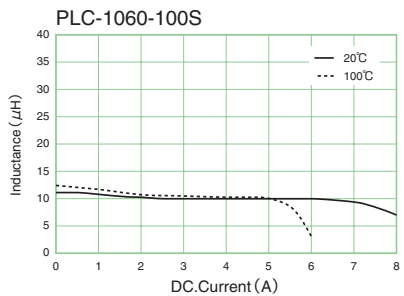
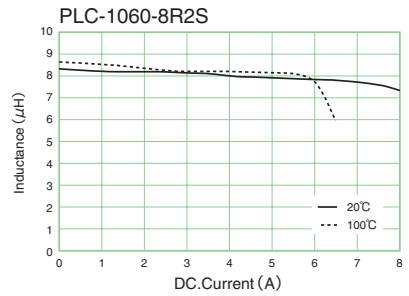
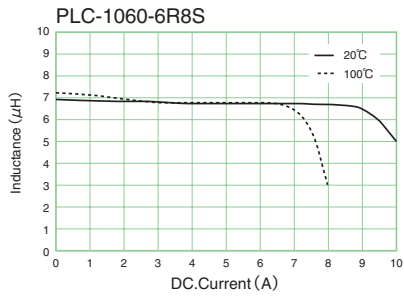
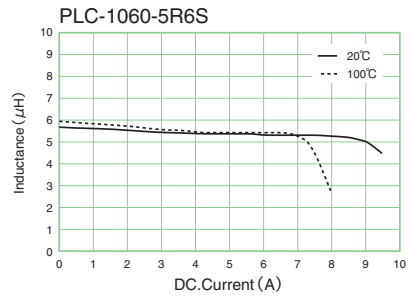
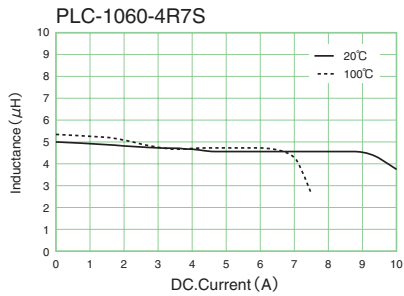
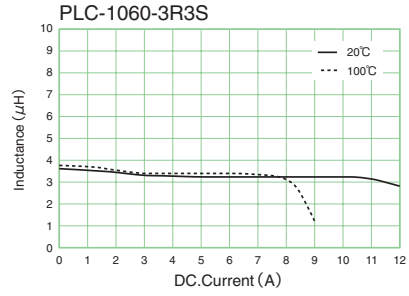
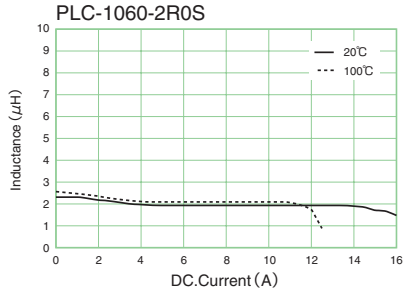


[mm]



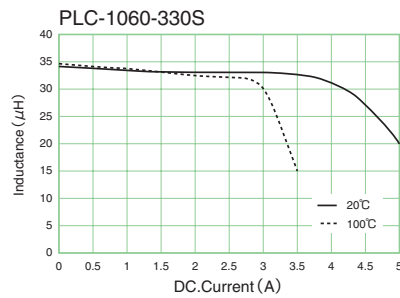
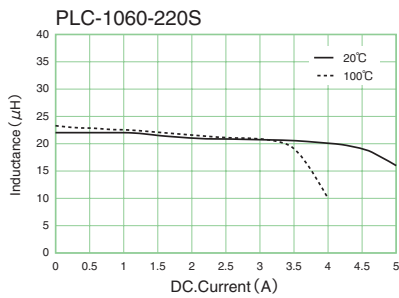
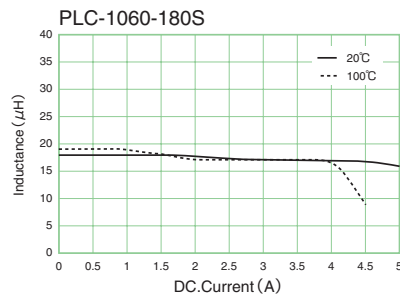
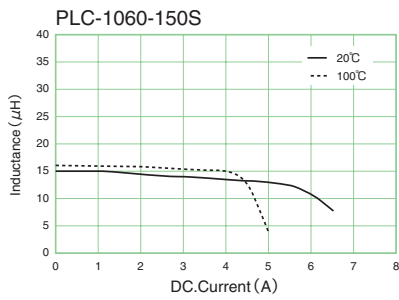
- All specifications in this catalog and production status of products are subject to change without notice. Prior to the purchase, please contact NEC TOKIN for updated product data.
- Please request for a specification sheet for detailed product data prior to the purchase.
- Before using the product in this catalog, please read "Precautions" and other safety precautions listed in the printed version catalog.

DC-Superposed Characteristics



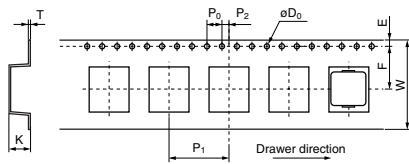
- All specifications in this catalog and production status of products are subject to change without notice. Prior to the purchase, please contact NEC TOKIN for updated product data.
- Please request for a specification sheet for detailed product data prior to the purchase.
- Before using the product in this catalog, please read "Precautions" and other safety precautions listed in the printed version catalog.

DC-Superposed Characteristics



PLC-1060 Series

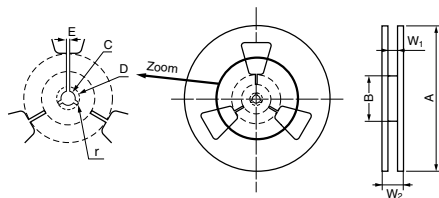
Dimensions of indented square hole plastic tape



	W	F	E	P1	P2	P0	øD0	T	K
	± 0.3	± 0.1	± 0.1	± 0.1	± 0.1	± 0.1	± 0.05	± 0.05	± 0.1
1060 Series	24.0	11.5	1.75	16.0	2.0	4.0	1.55	0.4	6.3

	[mm]
	pcs./reel
1060 Series	800

Reel dimensions



A	B	C	D	E	r	W ₁	W ₂
± 5	± 5	± 0.5	± 0.8	± 0.5		± 0.5	± 0.5
380	80	13.5	21.0	2.0	R1.0	25.5	29.5



- All specifications in this catalog and production status of products are subject to change without notice. Prior to the purchase, please contact NEC TOKIN for updated product data.
- Please request for a specification sheet for detailed product data prior to the purchase.
- Before using the product in this catalog, please read "Precautions" and other safety precautions listed in the printed version catalog.