






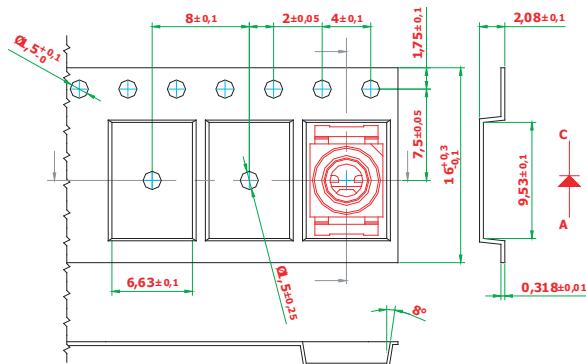
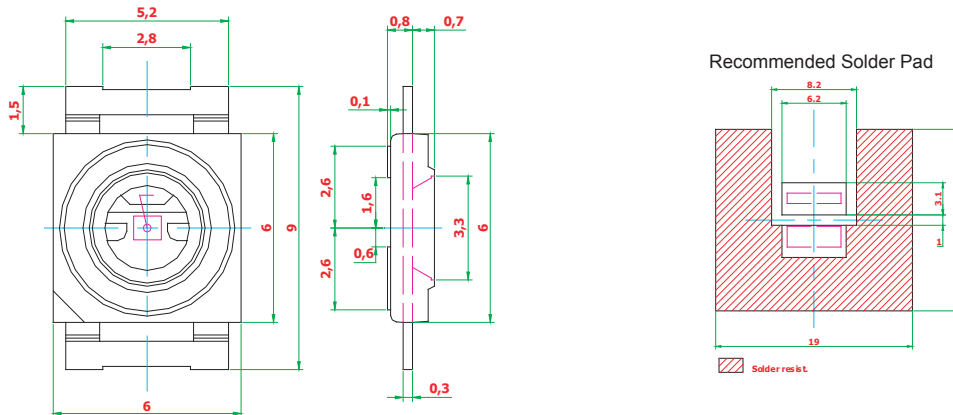
Surface Mount Chip LED Lamps Super NovaLED

PLCC

Package	Part No.	Chip		Lens Appearance	Iv (mcd)		At If (mA)	Viewing Angle 2θ 1/2 (deg)	Drawing No.
		Emitted Color	λ d (nm)		Min.	Max.			
 SP NovaLED 75	BL-PPS-CES-C10	Super Red	632	Water Clear	285.0	715.0	75	120	P-08
	BL-PPR-CES-C10	Red	625		450.0	1125.0			
	BL-PPA-CES-C10	Amber	615		715.0	1800.0			
	BL-PPO-CES-C10	Orange	605		715.0	1800.0			
	BL-PPY-CES-C10	Yellow	587		715.0	1800.0			
	BL-PPB-CES-C10	Blue	470		285.0	715.0			
	BL-PPT-CES-C10	True Green	525		715.0	1800.0			
	 SP NovaLED 175	BL-PPW-CED-C10	White	X=0.29 Y=0.30	Diffused	715.0			
 SP NovaLED 175	BL-PPR-SES-C10	Red	625	Water Clear	1125.0	2240.0	175	120	
	BL-PPY-SES-C10	Yellow	587		1125.0	2240.0			

P-08

BL-PP Series



Package: Reels come in quantity of 1000 units.

Remark: All dimensions are in millimeters.