

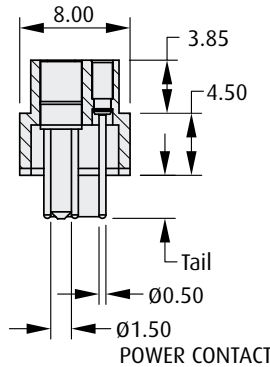
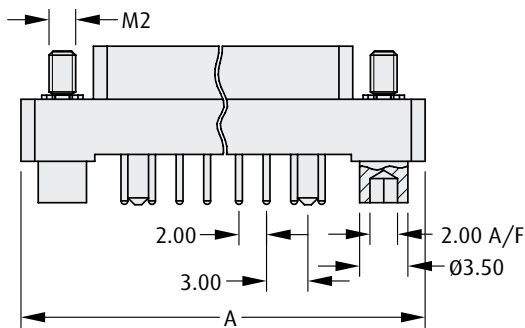
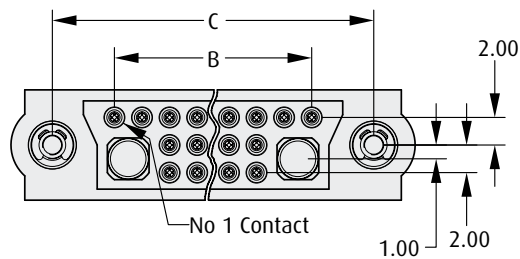
# M83 Datamate Connectors

## Female Vertical



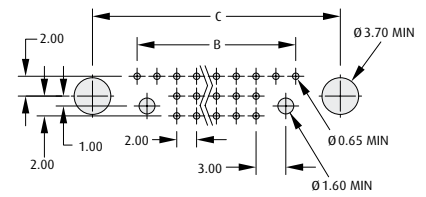
- ❖ Choice of compatible jackscrews and special contacts.
- ❖ All contacts are gold finish for full RoHS compliance.
- ❖ See page 56 for a signal-only configuration, and page 58 for an alternative mixed technology configuration.
- ❖ Contact [datamate@harwin.com](mailto:datamate@harwin.com) for alternative contact configurations.

### FEMALE VERTICAL



### CALCULATION

<b>A</b>	B + 15
<b>B</b>	(Total No. of contacts + 5) x 2/3
<b>C</b>	B + 9



Recommended PC Board Pattern

Diagrams shown with Jackscrew F2 assembled.

### HOW TO ORDER

**M83 - LF TX XX N XX - 0101 - XXX**

SERIES CODE	
<b>T1</b>	3mm Tail
<b>T2</b>	4.5mm Tail

JACKSCREW	
<b>00</b>	No Jackscrew
<b>F1</b>	Hex Slotted Jackscrew
<b>F2</b>	Hex Socket Jackscrew
<b>F4</b>	Guide Pin

SPECIAL CONTACTS	
<b>301, 302, 321, 322</b>	

TOTAL NO. OF CONTACTS	
<b>19, 25</b>	

[www.harwin.com](http://www.harwin.com)

All dimensions in mm.

