
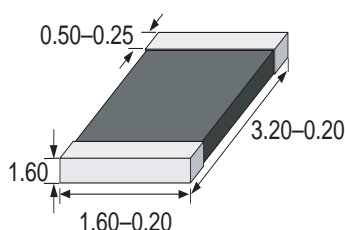


TVS 1206 SMD

This product is not recommended for new designs. Please refer to Littelfuse series MLA.



Dimensions (mm)



Multilayer Ceramic Transient Voltage Suppressor Standard Capacity

Features

Thin layer, high precise techniques
Lead free
Bi-directional clamping
Standard and low capacity
Available with Nickel/Tin end termination

Applications

Circuit board and ESD, EFT

Protection of:

- I/O ports
- Keyboards
- LCD's
- Sensors

WebLinks

Further info see:

www.wickmanngroup.com

Further technical info see technical varistor file:

www.wickmanngroup.com/download/techvaristor.pdf

Specifications

Packaging

Tape and Reel
T 7 inch reel (3.000 pcs.)
Q 13 inch reel (10.000 pcs.)

Material

Body: Ceramic (ZnO)
Terminals: Ni/Sn plated (code "P")
Ag/Pt/Pd non plated (code "N" on request)

Operating Temperature

-55 to +125°C

Solderability

acc. to IEC 60068-2-58
235°C, 2s

Soldering Heat Resistance

260°C, 10 sec. (IEC 60068-2-58)
280°C, 5 sec. (IEC 60068-2-58)

Response Time

<0.5ns

Temperature coefficient (αV) of clamping voltage (Vc) @ specified test current

<0.01%/°C

Power dissipation

0.1W max.

Standards

IEC 61000-4-2
MIL-STD-883C

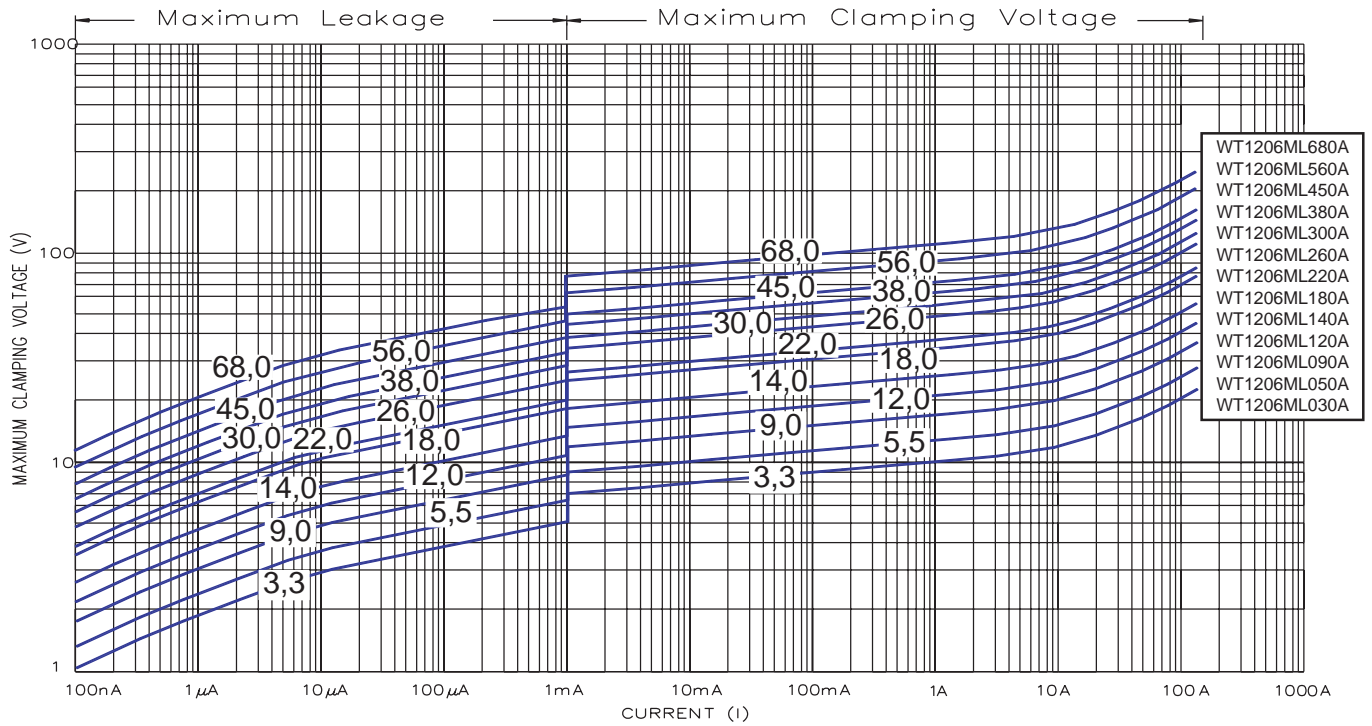
| Type | Maximum Ratings (125°C) | | | | | Specifications (25°C) | | | | |
|--------------|----------------------------|-----------------|---|---|--|--|---------------------|----------------------|----------------------|-----------------|
| | max. cont. working voltage | | max. non-repetitive surge current (8/20 μs) | max. non-repetitive surge energy (10/1000 μs) | max. clamping voltage at spec. current (8/20 μs) | nominal voltage at 1mA (DC) test current | | typ. capacitance | | typ. inductance |
| | $V_{M(DC)}$ (V) | $V_{M(AC)}$ (V) | I_{TM} (A) | W_{TM} (J) | V_c (V@A) | $V_{N(DC)min.}$ (V) | $V_{N(DC)max.}$ (V) | 1KHz $C_{typ.}$ (pF) | 1MHz $C_{typ.}$ (pF) | $L_{typ.}$ (nH) |
| WT1206ML030A | 3,3 | 2,5 | 150 | 0,40 | 14,0 @ 10 | 3,8 | 7,0 | 7900 | 7100 | 1,8 |
| WT1206ML050A | 5,5 | 4,0 | 150 | 0,40 | 15,5 @ 10 | 7,1 | 9,8 | 9200 | 8000 | 1,8 |
| WT1206ML090A | 9,0 | 6,0 | 150 | 0,40 | 20,0 @ 10 | 10,0 | 14,5 | 3450 | 3000 | 1,8 |
| WT1206ML120A | 12,0 | 9,0 | 150 | 0,50 | 25,0 @ 10 | 14,0 | 18,5 | 2200 | 1900 | 1,8 |
| WT1206ML140A | 14,0 | 11,0 | 150 | 0,40 | 30,0 @ 10 | 16,0 | 21,0 | 1200 | 1000 | 1,8 |
| WT1206ML180A | 18,0 | 14,0 | 150 | 0,40 | 40,0 @ 10 | 22,0 | 28,0 | 1070 | 920 | 1,8 |
| WT1206ML220A | 22,0 | 17,0 | 150 | 0,60 | 44,0 @ 10 | 24,3 | 30,0 | 870 | 750 | 1,8 |
| WT1206ML260A | 26,0 | 20,0 | 120 | 0,40 | 58,0 @ 10 | 29,5 | 38,0 | 800 | 680 | 1,8 |
| WT1206ML300A | 30,0 | 25,0 | 120 | 0,40 | 65,0 @ 10 | 35,0 | 43,0 | 560 | 500 | 1,8 |
| WT1206ML380A | 38,0 | 30,0 | 180 | 1,00 | 77,0 @ 10 | 42,3 | 51,7 | 460 | 400 | 1,8 |
| WT1206ML450A | 45,0 | 35,0 | 120 | 0,60 | 86,0 @ 10 | 50,0 | 61,0 | 430 | 350 | 1,8 |
| WT1206ML560A | 56,0 | 40,0 | 180 | 1,00 | 110,0 @ 10 | 61,2 | 74,0 | 315 | 280 | 1,8 |
| WT1206ML680A | 68,0 | 50,0 | 180 | 1,00 | 135,0 @ 10 | 74,0 | 90,0 | 270 | 250 | 1,8 |

Order Information

| Qty. | Order-Number | Type | Terminal Code | Packaging |
|------|--------------|-------------|---------------|-----------|
| | | WT1206ML560 | A | T |

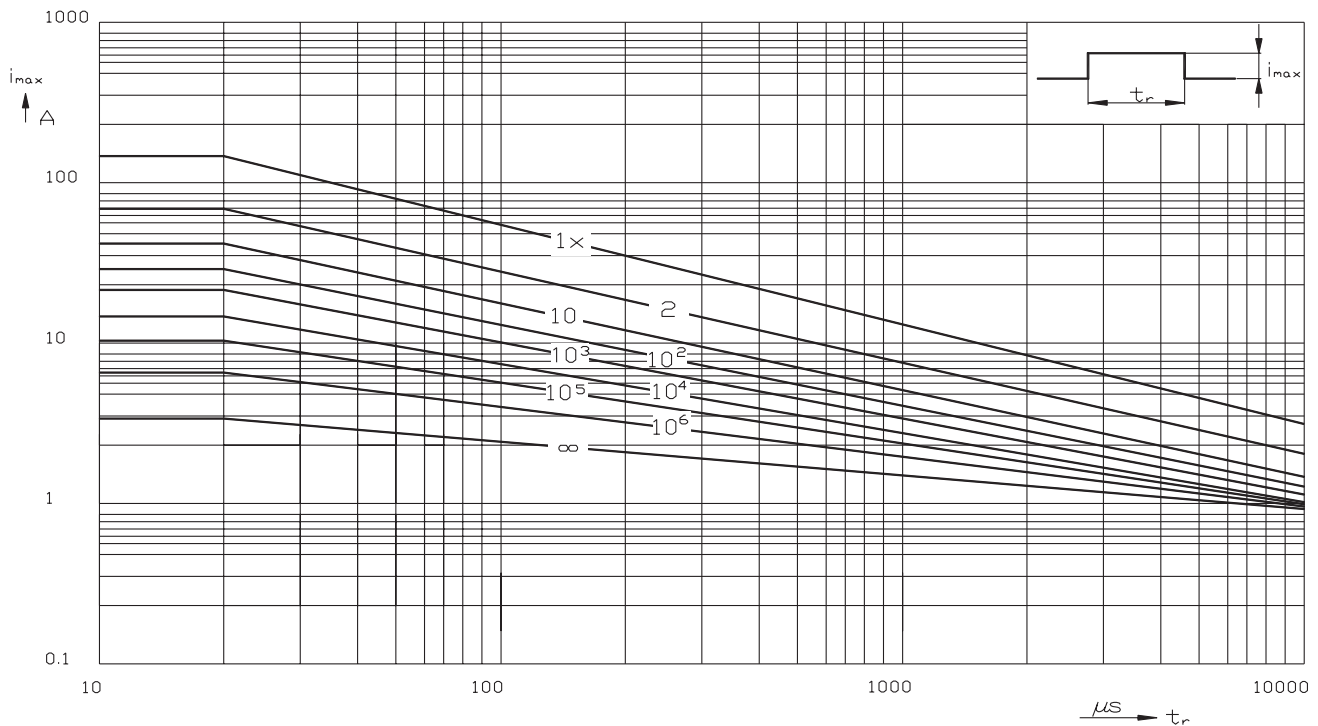
Specifications are subject to change without notice

TVS 1206 SMD



V/I Characteristics

Maximum surge current $i_{max} = f(t_r, \text{pulse train})$



Maximum Surge Current: WT1206ML030A - WT1206ML220A

TVS 1206 SMD

Maximum surge current $i_{max} = f(t_r, \text{pulse train})$

