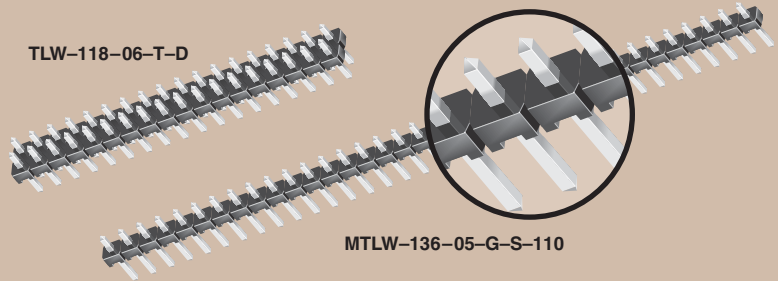




TLW-118-06-T-D



MTLW-136-05-G-S-110

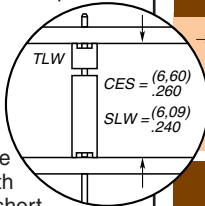


LOW PROFILE HEADER TLW, MTLW SERIES

Mates with:
BSW, CES, SLW, HLE

FEATURES

These headers provide the ultimate low profile (0,64mm) .025" square post board stacking system. The high quality Phosphor Bronze terminals are available with a standard short post height (TLW Series) for mating with low profile sockets, or the post height can be Modified (MTLW Series) to accommodate IDC assemblies and other applications.



TLW — **1** NO. PINS PER ROW

01 thru 40
= Single Row

(2,54) .100 x No. of Positions

40 (2,54) 01 (2,48) .098

01 thru 36
= Double Row

02 72 (5,03) .198

(2,54) .100 01 71

LEAD STYLE

Specify "LEAD STYLE" from chart

LEAD STYLE	A	C
-01	N/A	(5,84) .230
-05	(4,32) .170	(2,67) .105
-06	(3,43) .135	(2,67) .105

PLATING OPTION

ROW OPTION

OTHER OPTION

-S
= Single Row

-D
= Double Row

-G
= 10µ" (0,25µm) Gold on post, Gold flash on tail

-T
= Matte Tin

-RA
= Right Angle
(-01 Lead Style only)

-"XX"
= Polarized Position
Specify position for omitted pin.

SPECIFICATIONS

For complete specifications www.samtec.com?TLW or see www.samtec.com?MTLW

Insulator Material:
Black Liquid Crystal Polymer



Terminal Material:
Phosphor Bronze

Plating:

Au or Sn over 50µ" (1,27mm) Ni

Current Rating:
3A

Operating Temp Range:
-55°C to +105°C with Tin
-55°C to +125°C with Gold

RoHS Compliant:
Yes

Processing:

Max Processing Temp:
230°C for 60 seconds, or 260°C for 20 seconds 3x

Lead-Free Solderable:
Yes

Note:
Some lengths, styles and options are non-standard, non-returnable. MTLW Series is non-standard, non-returnable.

MTLW — **1** NO. PINS PER ROW

01 thru 40
= Single Row

(2,54) .100 x No. of Positions

40 (2,54) 01 (2,48) .098

01 thru 36
= Double Row

02 72 (5,03) .198

(2,54) .100 (0,64) .025 SQ 01 71 (1,52) .060

LEAD STYLE

Specify "LEAD STYLE" from chart

LEAD STYLE	OAL
-05	(8,51) .335
-06	(7,62) .300
-07	(10,92) .430
-08	(13,46) .530
-09	(18,54) .730
-10	(21,08) .830
-22	(16,00) .630
-23	(11,30) .445
-24	(12,19) .480

PLATING OPTION

ROW OPTION

POST HEIGHT

-S
= Single Row

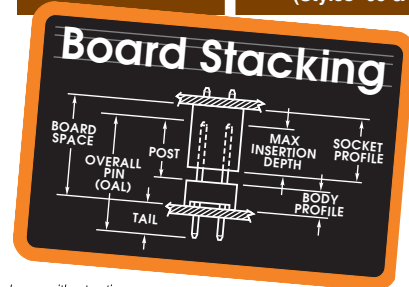
-D
= Double Row

-G
= 10µ" (0,25µm) Gold on post, Gold flash on tail

-S
= 30µ" (0,76µm) Gold on post, Matte Tin on tail (Styles -05 & -06 N/A)

-T
= Matte Tin

-L
= 10µ" (0,25µm) Gold on post, Matte Tin on tail (Styles -05 & -06 N/A)



Due to technical progress, all designs, specifications and components are subject to change without notice.

WWW.SAMTEC.COM