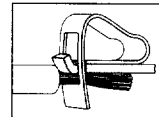


PCB Terminal Strips, Series 227, 228, 740, Pin Spacings 5 mm / 0.197 in; 6.35 mm / 1/4 in; 11.1 mm / 7/16 in

CAGE CLAMP®
CONNECTION



4
39

Pin spacing 5 mm / 0.197 in
0.08 – 2.5 mm² | AWG 28 – 12
250 V/4 kV/3 | 300 V, 10 A

6 – 7 mm / 0.26 in

*

Pin spacing 6.35 mm / 1/4 in
0.08 – 4 mm² | AWG 28 – 12
250 V/4 kV/3, 16 A | 300 V, 10 A




9 – 10 mm / 0.37 in

*


Pin spacing 11.1 mm / 7/16 in
2 x 0.08 – 4 mm² | 2 x AWG 28 – 12
500 V/6 kV/3, 20 A | 300 V, 20 A

9 – 10 mm / 0.37 in

*

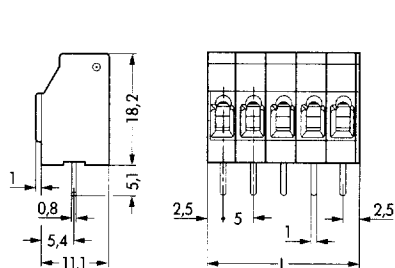


No. of poles	Item-No.	No. of poles	Item-No.	Pack.-unit pcs	No. of poles	Item-No.	Pack.-unit pcs
Terminal strips, grey, standard lengths, 1 solder pin/pole		Terminal strips, grey, with end plate, standard lengths, solder pin 0.8 x 1.6 mm / 0.031 x 0.063 in			Terminal strips, grey, with end plate, standard lengths, solder pin 0.8 x 1.6 mm / 0.031 x 0.063 in		
2	740-102	2	227-552	100	2	228-552	10
3	740-103	3	227-553	50	3	228-553	10
4	740-104	:	:		:	:	
5	740-105	:	:		:	:	
6	740-106	11	227-561	25	11	228-561	10
7	740-107	12	227-562	25	12	228-562	10
8	740-108	13	227-563	25	13	228-563	10
9	740-109	14	227-564	25	14	228-564	10
10	740-110	15	227-565	20	15	228-565	10
12	740-112	16	227-566	20	16	228-566	10
16	740-116	17	227-567	20	17	228-567	10
24	740-124	18	227-568	20	18	228-568	10
		19	227-569	20	19	228-569	10
		20	227-570	20	20	228-570	10
		21	227-571	10	21	228-571	10
		22	227-572	10	22	228-572	10
		23	227-573	10	23	228-573	10
		24	227-574	10	24	228-574	10
Additional item-Nos. for colored terminal strips		Other lengths – contact factory.			Other lengths – contact factory.		
blue	.../000-006	For assemblies of different colors, please see form on page 4.76			For assemblies of different colors, please see form on page 4.76		
green	.../000-023						
light grey	.../000-021						
Ordering example							
Terminal strip, 12 poles, green:							
740-112/000-023							
Other lengths – contact factory							

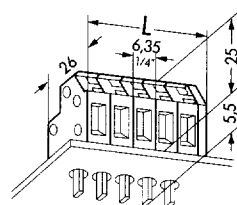


Accessories (for marking accessories please see Section 8)	
	Test plug, w. cable 500 mm/1'7.7" 2 mm/0.079 in Ø, red 210-136 50 2.3 mm/0.091 in Ø, yel. 210-137 50
	Test plug, w. cable 500 mm/1'7.7" 2 mm/0.079 in Ø, red 210-136 50 2.3 mm/0.091 in Ø, yel. 210-137 50

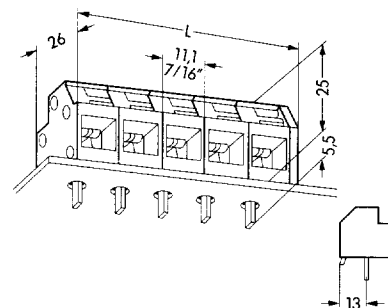
Dimensions (in mm)



Diameter of drilled hole: 1.3^{+0.1} mm
L = No. of poles x pin spacing



Diameter of drilled hole: 2^{+0.1} mm
L = (No. of poles x 6.35 mm) + 5 mm



Diameter of drilled hole: 2^{+0.1} mm
L = (No. of poles x 11.1 mm) + 6.5 mm

* For international approvals (with corresponding ratings) see pages 10.3 – 10.38.