



Series 518 Open Frame Capacitor Collet Sockets with Solder Tail Pins

FEATURES:

- Capacitor bypasses unwanted electromagnetic "noise."
- Available with either .1μF or .33μF capacitor, 50V, Z5U temperature coefficient.
- Open frame allows for more efficient utilization of board space and better cooling.
- Compatible with automatic insertion equipment.
- Side-to-side and end-to-end stackable.

SPECIFICATIONS:

- Body material is black UL 94V-0 Glass-filled 4/6 Nylon.
- Pin body is Brass Alloy 360 1/2 hard per UNS C36000 ASTM-B16-00.
- Pin body plating is either 10μ [2.54μm] min. Gold per MIL-G-45204 or 200μ [5.08μm] min. 93/7 Tin/Lead per ASTM B545 or 200μ [5.08μm] min. Tin per ASTM B545 Type 1 over 100μ [2.54μm] min. Nickel per SAE-AMS-QQ-N-290.
- 4-fingered collet contact is Beryllium Copper Alloy per UNS C17200 ASTM-B194-01.
- Contact plating is either 200μ [5.08μm] min. 93/7 Tin/Lead per ASTM B545 or 200μ [5.08μm] min Tin per ASTM B545 Type 1 or 10μ [2.54μm] Gold per MIL-G-45204 over 50μ min. [1.27μm] Nickel per SAE-AMS-QQ-N-290. Heavy 30μ [7.6μm] Gold Plating also available.
- Contact current rating=3 Amps.
- Operating temperature=221°F [105°C] Tin & Tin/Lead plating =257°F [125°C] Gold plating.
- Insertion Force=180 grams/pin; Withdrawal Force=90 grams/pin; Normal Force=140 grams/pin; based on a .018 [46] dia. test lead.
- Accepts leads .015-.025 [.38-.64] in diameter.
- Accepts lead lengths from .100 [2.54] min.

MOUNTING CONSIDERATIONS:

- Suggested PCB hole size=.030 ± .002 [.76 ± .05] dia.

ALL DIMENSIONS: INCHES [MILLIMETERS]

All tolerances ± .005 [.13] unless otherwise specified


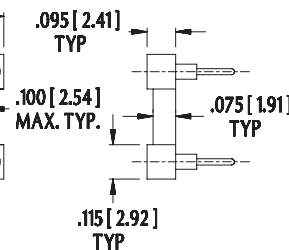
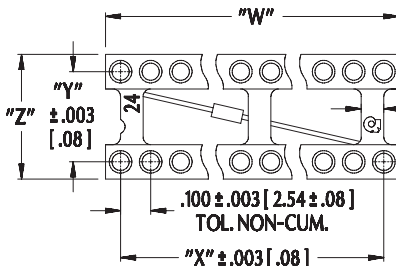
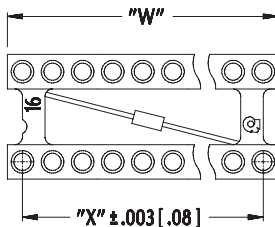
"W"=(NO. OF PINS PER ROW) X .100 [2.54]

"X"=(NO. OF PINS PER ROW - 1) X .100 [2.54]

Frame Style	No of Ribs	Centers "Y"	Dim "Z"	Available Sizes
B	2	.300 [7.62]	.400 [10.16]	14, 16, 18, 20
		.400 [10.16]	.500 [12.70]	20, 22, 24
C	3	.300 [7.62]	.400 [10.16]	24, 28
		.600 [15.24]	.700 [17.78]	24, 28, 32, 40

STYLE B (2 RIB)

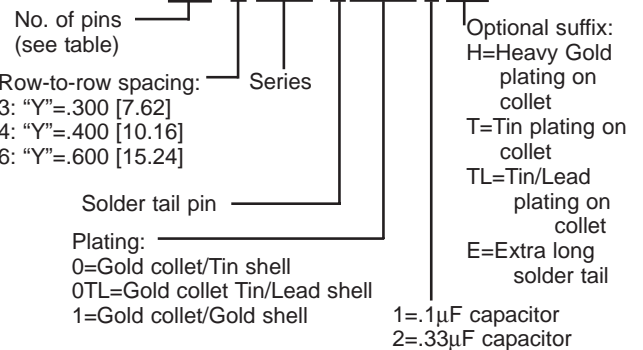
STYLE C (3 RIB)



Note: Aries specializes in custom design and production. In addition to the standard products shown on this page, special materials, platings, sizes, and configurations can be furnished, depending on quantities. Aries reserves the right to change product specifications without notice.

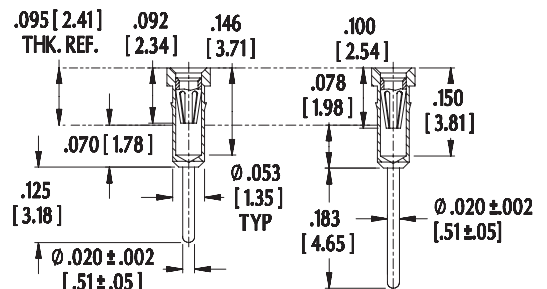
ORDERING INFORMATION

XX-X518-1XXXXXX



SOLDER TAIL

EXTRA LONG "E"



Consult Data Sheet No. 12027 for wire wrap pins.

Consult Data Sheets 12016 and 12017 for open frame sockets w/out capacitor.



http://www.arieselec.com • info@arieselec.com

NORTH AMERICA
Frenchtown, NJ USA
TEL: (908) 996-6841
FAX: (908) 996-3891



EUROPE
TEL: +44 870 240 0249
FAX: +44 871 919 6033
europe@arieselec.com



12026
REV.D