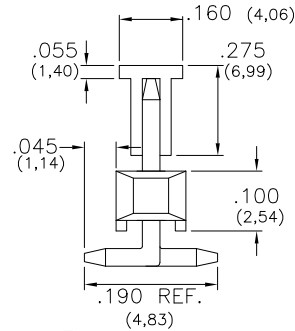
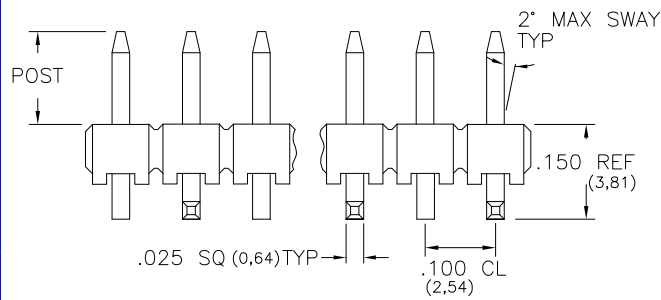
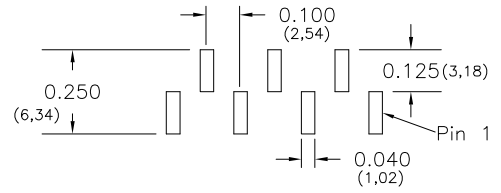
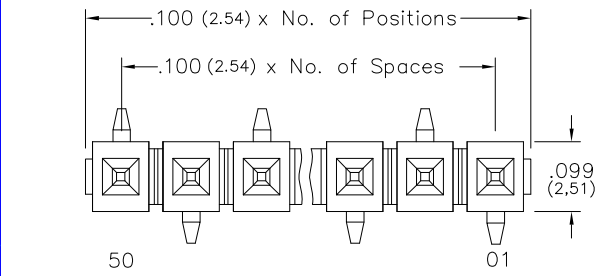


# Major League Electronics .100 cl Terminal Strip Header Custom - Surface Mount - Vertical



Tails may be clipped to achieve desired pin length

## Ordering Information

TSHSCM-1-XX-S-XX-XX-XX-V-XX-S-XX-X-LF

Pins Per Row  
01 - 50

Row Specification  
S = Single Row

Desired Post Height  
Please specify  
e.g. .100 (2.54) = 100

Pin Options		
Max Post Height		
.120	3.05mm	02
.135	3.43mm	03
.230	5.84mm	06
.245	6.22mm	08
.256	6.50mm	10
.280	7.11mm	11
.318	8.08mm	14
.420	10.67mm	16
.520	13.21mm	20
.620	15.75mm	22
.720	18.29mm	24
.820	20.83mm	26
.920	23.37mm	28
1.020	25.91mm	30
1.120	28.45mm	32
1.220	30.99mm	34
1.320	33.53mm	36

Packing Information  
TR-P = Tape and Reel with Plastic Pick and Place pad  
TB-P = Tube with Plastic Pick and Place pad  
TB-0 = Tube without Pick and Place Pad  
If left blank, packaging at MLE's discretion

Footprint  
S = pin 1 left

Polarized Position  
Leave blank if not needed  
If required, specify empty pin position. e.g. 012 for Pin 12

Vertical

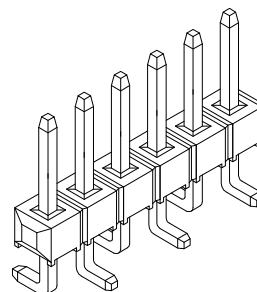
Plating Options	
T	Matte Tin all Over
H	30µ Gold on Contact Area / Matte Tin on Tail
GT	10µ Gold on Contact Area / Matte Tin on Tail
F	Gold Flash over Entire Pin

## Specifications

Current Rating: 3.0 Ampere  
Insulation Resistance: 1000MΩ Min.  
Dielectric Withstanding: 600V AC  
Contact Resistance: 20 mΩ Max.  
Operating Temperature: -40°C to + 105°C  
Max. Process Temperature:  
Peak: 260°C up to 20 secs.  
Process: 230°C up to 60 secs.  
Wave: 260°C up to 6 secs.  
Reflow: 260°C up to 10 secs.  
Manual Solder: 350°C up to 5 secs.

## Materials

Contact Material: Phosphor Bronze  
Insulator Material: Nylon 6T  
Plating: Au or Sn over 50µ" (1.27) Ni



## Mates with:

BCSS,  
BSSH,  
BSSHQ,  
BSSQ,  
BSSQC,  
BSSQM,  
LBCSS,  
LSMBC,  
LSWSS,  
SMBC,  
SSHQ,  
SSHQR,  
SSHR,  
SSHS,  
SSHSM

Products cut to specific sizes are uncancellable/nonreturnable

Parts are subject to change without notice

TSHSCM-1-SV-S SERIES

.100 cl Single Row - Vertical - Custom  
Terminal Strip Header - Surface Mount

31 JAN 07

Scale  
NTS

UNLESS OTHERWISE SPECIFIED  
DIMENSIONS IN INCHES (MM)  
TOLERANCES ARE:

ONE PLACE DECIMALS ±.100  
TWO PLACE DECIMALS ±.010  
THREE PLACE DECIMALS ±.005  
FOUR PLACE DECIMALS ±.0020  
ANGLES  
±.5°



4235 Earnings Way, New Albany, Indiana, 47150, USA  
1-800-782-3486 (USA/Canada/Mexico)  
Tel: 812-944-7244  
Fax: 812-944-7268  
E-mail: mle@MLElectronics.com  
Web: www.MLElectronics.com

Edition  
1

Sheet  
1/1